

CAMBRIDGE

British  
English

# Super Safari

Pupil's Book



Herbert Puchta

Günter Gerngross

Peter Lewis-Jones



# Map of the book

Hello! (pages 4–7)	
<b>Vocabulary</b> Mike, Gina, Polly, Leo	<b>Chant: Grammar</b> What's your name? I'm ...
<b>Total physical response:</b> Say 'hello', Smile, Shake hands, High five	<b>Song:</b> Hello!

1 My school (pages 8–15)				
<b>Vocabulary</b> board, paper, computer, desk, crayon, pencil case	<b>Chant: Grammar</b> This is my (crayon).	<b>Story and value</b> <i>The medals</i> Appreciating differences	<b>CLIL</b> Move your body	<b>Thinking skills</b> Sorting
<b>Total physical response:</b> Open your book, Pick up your crayon, Draw a picture, Oh no! It's broken			<b>Song:</b> I've got a pencil case on my desk.	

2 My body (pages 16–23)				
<b>Vocabulary</b> arms, hands, feet, legs, body, head	<b>Chant: Grammar</b> I can (clap my hands).	<b>Story and value</b> <i>Ouch!</i> Looking after someone	<b>CLIL</b> Animal bodies	<b>Thinking skills</b> Noticing details
<b>Total physical response:</b> Kick a ball, It's a goal, Clap your hands, Hug your friend			<b>Song:</b> Shake your body!	

3 My room (pages 24–31)				
<b>Vocabulary</b> toy box, bookcase, lamp, mat, window, door	<b>Chant: Grammar</b> Where's my (book)? It's in / on / under the (bookcase).	<b>Story and value</b> <i>Goodnight, Dad</i> Being patient	<b>CLIL</b> Being tidy	<b>Thinking skills</b> Comparing
<b>Total physical response:</b> Where's my rabbit?, Look under the mat, Look in the toy box, Ah, here it is			<b>Song:</b> My messy room	

4 In the jungle (pages 32–39)				
<b>Vocabulary</b> rhino, tiger, elephant, snake, spider, crocodile	<b>Chant: Grammar</b> Is it a (rabbit)? Yes, it is. / No, it isn't.	<b>Story and value</b> <i>The jungle</i> Being creative	<b>CLIL</b> Where animals live	<b>Thinking skills</b> Noticing details
<b>Total physical response:</b> Walk through the jungle, Turn around, It's a big snake, Run away			<b>Song:</b> Walking through the jungle	

5 Fruit and vegetables (pages 40–47)				
<b>Vocabulary</b> potatoes, pineapple, carrots, tomatoes, watermelon, banana	<b>Chant: Grammar</b> Do you like (vegetables)? Yes, I do. / No, I don't.	<b>Story and value</b> <i>The fruit salad</i> Healthy eating	<b>CLIL</b> Food types	<b>Thinking skills</b> Comparing, contrasting
▶ <b>Total physical response:</b> Hmm ... I'm hungry, Look, there's an apple, I can't reach. Jump ... Ouch			▶ <b>Song:</b> Do you like vegetables?	

6 My town (pages 48–55)				
<b>Vocabulary</b> bus stop, park, school, toy shop, supermarket, zoo	<b>Chant: Grammar</b> Let's go to (the park).	<b>Story and value</b> <i>The present</i> Keeping your town clean	<b>CLIL</b> The environment	<b>Thinking skills</b> Creating associations
▶ <b>Total physical response:</b> It's a toyshop ... wow, What's this?. Look ... a robot, Oh no			▶ <b>Song:</b> Come and see my town!	

7 Jobs (pages 56–63)				
<b>Vocabulary</b> farmer, police officer, builder, doctor, firefighter, teacher	<b>Chant: Grammar</b> My (mum)'s a (doctor).	<b>Story and value</b> <i>Firefighters</i> Helping others	<b>CLIL</b> Jobs and vehicles	<b>Thinking skills</b> Sorting
▶ <b>Total physical response:</b> I'm a farmer, Listen ... what's that?, It's a bull, Run			▶ <b>Song:</b> Let's play firefighters!	

8 The weather (pages 64–71)				
<b>Vocabulary</b> rainy, windy, cold, snowy, hot, sunny	<b>Chant: Grammar</b> Is it (hot / cold / sunny / snowy)? Yes, it is. / No, it isn't.	<b>Story and value</b> <i>The island</i> Be prepared	<b>CLIL</b> Weather and geography	<b>Thinking skills</b> Sequencing
▶ <b>Total physical response:</b> It's a hot and sunny day ... phew, Put your hat on, Eat an ice cream ... yum, Oh no, the sea! Run			▶ <b>Song:</b> What's the weather like today?	

9 In the countryside (pages 72–79)				
<b>Vocabulary</b> tree, leaves, frog, grass, flower, bee	<b>Chant: Grammar</b> The bee is / isn't (big). It's (small).	<b>Story and value</b> <i>The bee</i> Respecting nature	<b>CLIL</b> Animal habitats	<b>Thinking skills</b> Sorting
▶ <b>Total physical response:</b> I'm walking in the garden, Look, it's a flower, Look, it's a bird, Ouch! It's a tree			▶ <b>Song:</b> Four frogs in a tree	

10 Phonics (pages 80–89)									
<b>Unit 1:</b> 'a' cat, dad	<b>Unit 2:</b> 'i' sit, pin	<b>Unit 3:</b> 'e' bed, pen	<b>Unit 4:</b> 'o' dot, pot	<b>Unit 5:</b> 'u' cut, bus	<b>Unit 6:</b> 'm' mum, mat	<b>Unit 7:</b> 'j' jam, job	<b>Unit 8:</b> 'l' log, lamp	<b>Unit 9:</b> 'w' wet, wow	<b>Phonics</b> review

# Hello!

1 CD1  
02

Listen and point. Say the names.



4

1 Mike 2 Gina 3 Polly 4 Leo



Listen and chant.



# Listen and act. Listen and colour.





Listen and sing.




1

# My school

1 CD1  
09

Listen and point. Say the words.



8

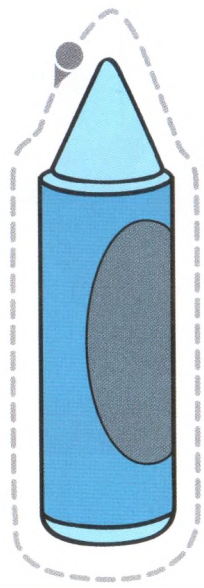
1 board 2 paper 3 computer 4 desk 5 crayon 6 pencil case



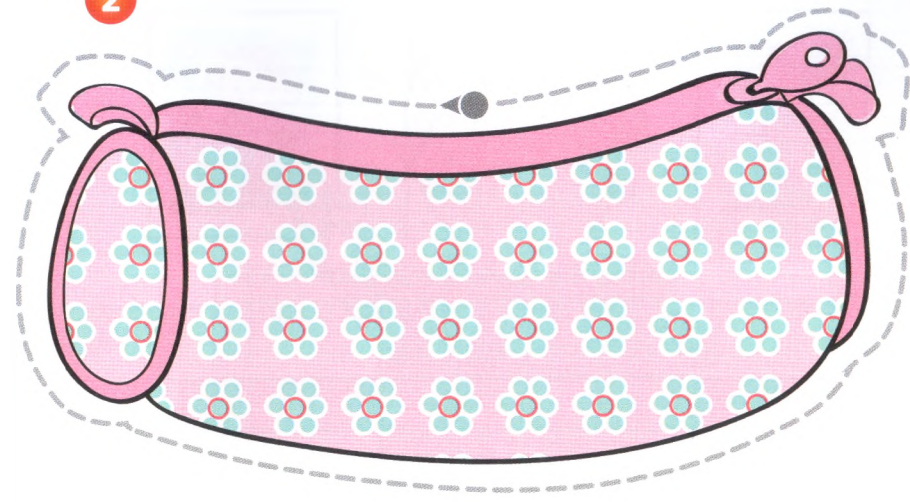
2 CD1 10

Listen and trace. Chant.

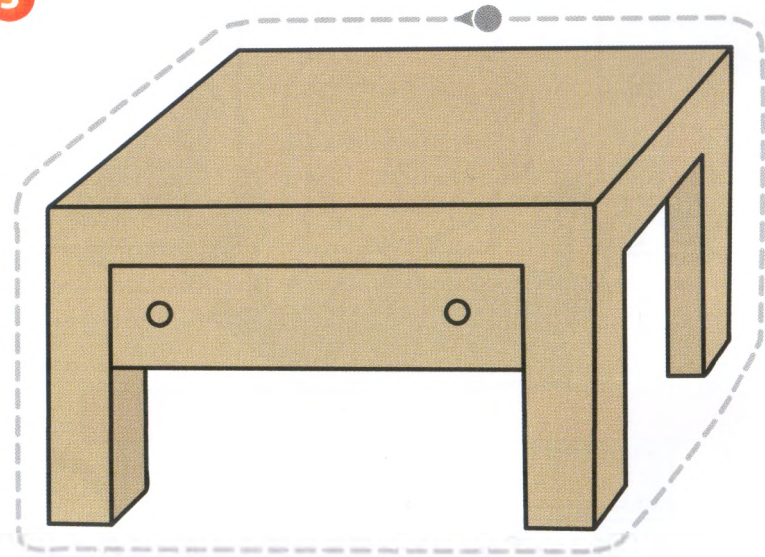
1



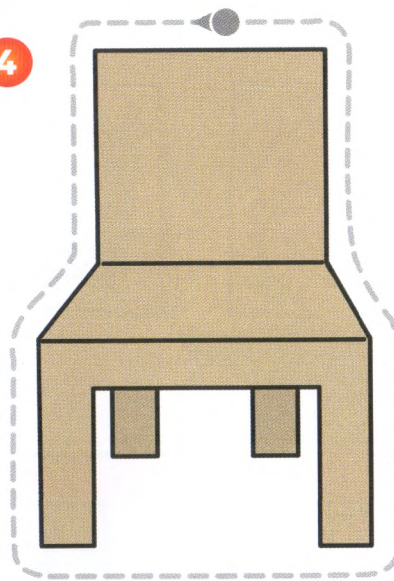
2



3



4



# Listen and act. Listen and colour.

1



2




3




4



Listen and sing.



# The medals





# Move your body

6 CD1  
20

Listen and point. Trace and say the words.

1



3



2



4



7 **Think!** Look and match. Say the actions.

1



2



3



# 2

# My body

1 CD1  
23

Listen and point. Say the words.





Listen and trace. Chant.



# Listen and act. Listen and colour.





Listen and sing.







# Animal bodies

6  Listen and point. Trace and say the words.


1



2





3



4



7 Think! Look and match. Say the words.



3

# My room

1 CD1  
37

Listen and point. Say the words.







2 CD1  
38

Listen and circle. Chant.

1



2



# Listen and act. Listen and colour.





Listen and sing.



# Goodnight, Dad


1



2



3






4






# Being tidy

6  Listen and point. Draw and say the words.



7 Think! Spot the difference. Circle the objects and say.

1



2



4

# In the jungle


1 CD1  
51

Listen and point. Say the animals.







Listen and trace. Chant.



# Listen and act. Listen and colour.



Listen and sing.



1



2



3



4






# Where animals live

6 CD1  
63

Listen and point. Trace and say the animals.

1




2



3



4



7 Think! Look and circle. What's wrong?




# 5

# Fruit and vegetables

1 CD1  
65

Listen and point. Say the fruit and vegetables.






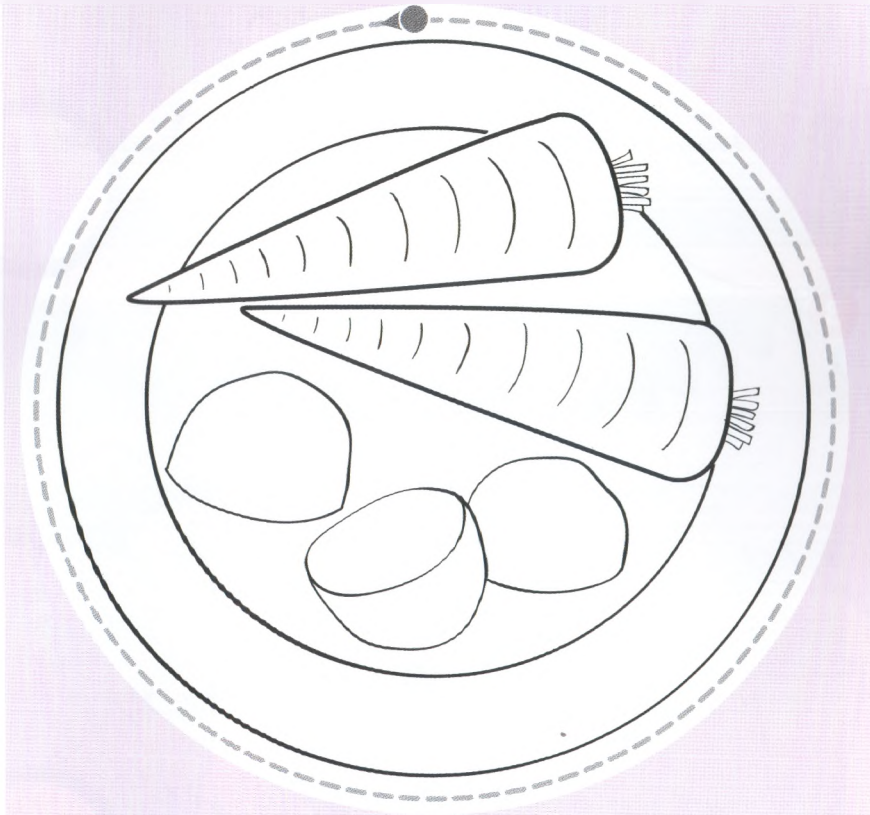
2 CD1  
67

Listen, trace and colour. Chant.

1



2




# Listen and act. Listen and colour.

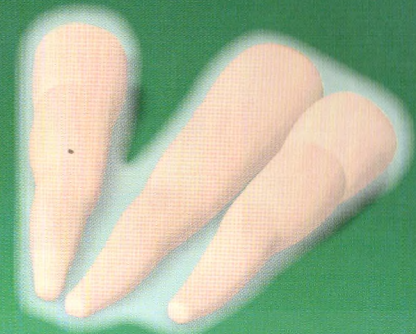


Listen and sing.



# The fruit salad








# Food types

6 CD2  
10

Listen and point. Trace and say the fruit and vegetables.




7 **Think!** Look and circle the fruit.

1



2



3



4



5



6



# 6

# My town

1 CD2  
13

Listen and point. Say the places.




1

2



3




4



6




5





2 CD2  
14 Listen and trace. Chant.




# Listen and act. Listen and colour.


1




2




3



4



Listen and sing.








# The environment

6 <sup>CD2</sup> <sub>23</sub> Listen and point. Draw and say.



7 Think! What's wrong? Look and circle.



7

# Jobs

1

CD2  
25

Listen and point. Say the jobs.






2 CD2 26

Listen and match. Chant.




1



2



# Listen and act. Listen and colour.



Listen and sing.







# Jobs and vehicles

6  Listen and point. Trace and say the words.

1



2





3



4



7 Think! Look and match. Say the words.




# 8

# The weather

1 CD2  
39




Listen and point. Say the words.





2 CD2  
40

Listen and match. Chant.



# Listen and act. Listen and colour.



CD2  
44 45

Listen and sing.



Family fun!

Singing for pleasure





# Weather and geography

6 <sup>CD2</sup><sub>49</sub> Listen and point. Circle and say the words.



7 Think! What's next? Match and say the words.

1



2



3



9

# In the countryside

1

CD2  
51

Listen and point. Say the words.







Listen and circle. Chant.




1




2



# Listen and act. Listen and colour.



Listen and sing.







# Animal habitats

6  CD2  
62 Listen and point. Trace and say the words.

1



2



3



4



**7** Think! Look and match. Say the words.

1



2





3



4



1 Look and find.



cat




dad

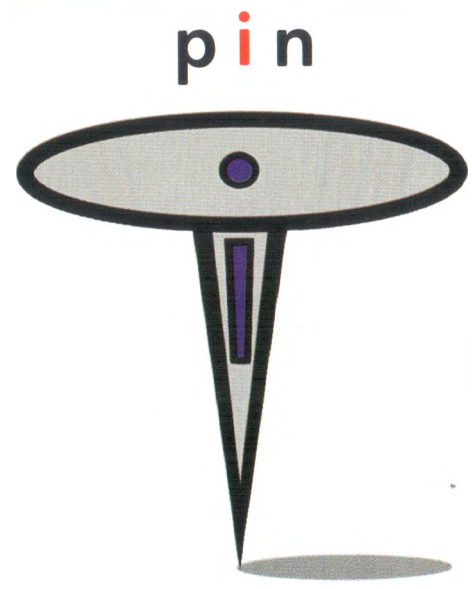
2  Listen and join in.



1 Look and find.




sit



pin


2 CD1 Listen and join in.  
36

1 Look and find.




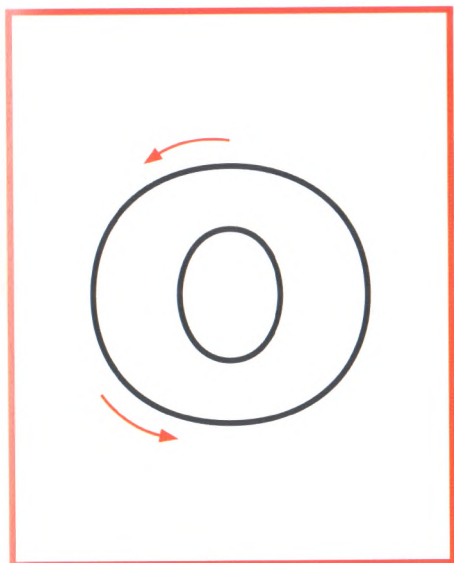
bed

pen




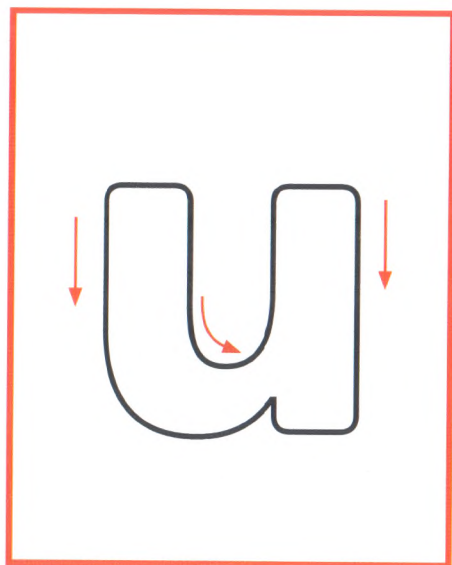
2 <sup>CD1</sup> Listen and join in.  
49

1 Look and find. Colour the letter.




2 CD1  
64 Listen and join in.

1 Look and find. Colour the letter.




bus



2  Listen and join in.

1 Look and find. Colour the letter.




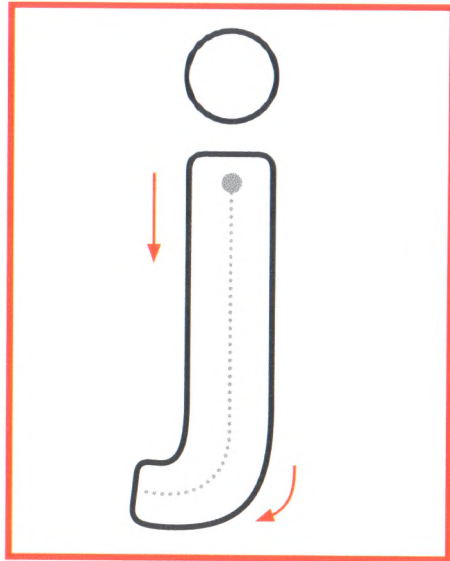
m u m

m a t



Listen and join in.

1 Look and find. Trace the letter.




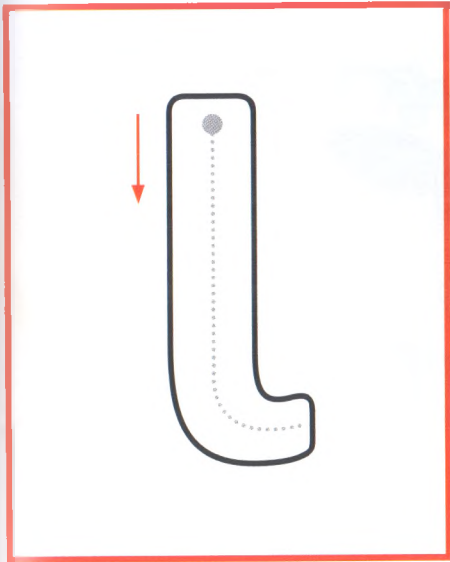
j a m

j o b




2 Listen and join in.

1 Look and find. Trace the letter.



log



lamp

2 CD2  
50

Listen and join in.

1 Look and find. Trace the letter.



w e t




w o w



2 Listen and join in.




j a m




l a m p

w e t




p o t




m a t

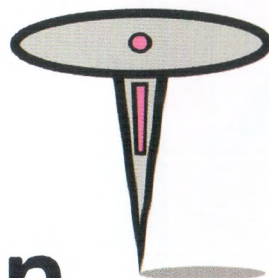
b u s



c a t



p i n



p e n



1 CD1  
23

Listen to the sentences. Colour the frames.






1 CD1  
50

Listen and colour the circles. Colour the frames.

Review



Listen and colour the circles. Colour the frames.





Listen and colour the circles. Colour the frames.

Review



Listen and colour the circles. Colour the frames.





Well done!

.....

**has finished Super Safari!**