

Phonics 6 for Kids




Thomas Gordon Nathan Shu



Contents

Blend / Digraph	Words	Page
bl-	black, bleat, blocks, blow, blue, blur	2
ch-	chair, chase, cherry, chick, child, chin, chocolate	6
cl-	clam, clang, clap, clink, clock, cluck	10
dr-	dragon, drawer, dress, drink, drum	14
Review		18
gr-	grapes, grass, gray, green	20
sh-	shark, she, sheep, ship, shoe, shout	24
th-	thick, thieves, thin, thirsty, thirty	28
wh-	whale, wheel, where, white	32
Review		36
Picture Dictionary		



bl-

The black sheep goes bl-bl-bl-bleat.
The blue car goes bl-bl-bl-blur.
The girl plays with bl-bl-bl-blocks.
The cold wind just bl-bl-bl-blows.

bleat!

bleat!

bleat!





Color the correct words. Say the sentences.



It is a

blue	black	blur
------	-------	------

 sheep.



It is a

blue	black	blur
------	-------	------

 ball.



The wind

blocks	bleats	blows
--------	--------	-------

 in from the hills.




Circle the **bl-** words. Say the words.


b	l	o	w	b	l	a
l	b	b	l	a	c	k
u	b	l	b	l	u	e
r	b	b	l	e	a	t
c	b	l	o	c	k	a



Listen carefully. Check the correct words.



Listen carefully. Circle the pictures of the words that begin with the sound /b/.





ch-

There's a child on the chair.
There's chocolate on his chin.
There's a chick with a cherry.
Now it's chasing him.



A c t i v i t i e s




Place the correct stickers in the boxes. Say the sentences.


There's a  on a
 . There's 
 on his  .


Follow the picture sequence to find the .


- 1 
- 2 
- 3 


Start →


chin — child 

chair 

chasing — chick 

chair — chocolate — cherry 




cherry 

chick 





Write the words. Match the words with the correct pictures.

ch	ick _____	•	•	
	erry _____	•	•	
	asing _____	•	•	



Listen carefully. Circle the correct words.

1	chocolate	child	chasing
2	chick	chair	cherry
3	child	chair	chin
4	cherry	chasing	chick

cl-

The seal claps, clap, clap, clap.
The hen clucks, cluck, cluck, cluck.
The clock bangs, clang, clang, clang.
The clam sings, clink, clink, clink.

clap!

clap!

clap!

cluck!

cluck!

cluck!



clink!

clink!

clink!

clang!

clang!

clang!

A c t i v i t i e s



What sounds do they make? Match the pictures with the correct words. Say the words.



clang!



cluck!



clink!



Place the correct stickers in the boxes. Say the words.

cl



cl



cl






Listen carefully. Circle the correct words.

- | | | | |
|---|-------|-------|-------|
| 1 | black | clap | chin |
| 2 | cluck | clock | clang |
| 3 | clap | clam | clang |
| 4 | clink | clang | clap |



Stick or write letters in the to form a word.
Draw the picture.


cl







There's a dragon in a dress.
There's a dragon in a drum.
There's a dragon in a drink.
There's a dragon in a drawer.





Match the pictures with the correct words. Say the words.



• • • •
 drink dragon dress drum

Listen carefully. Check the correct words.




There's a **dragon** in a

	drum	<input type="checkbox"/>
1	clock	<input type="checkbox"/>
	dress	<input type="checkbox"/>
	drink	<input type="checkbox"/>
2	block	<input type="checkbox"/>
	dragon	<input type="checkbox"/>
	cherry	<input type="checkbox"/>
3	drum	<input type="checkbox"/>
	drink	<input type="checkbox"/>



Write the words.



dr _____

dr _____

dr _____



Listen carefully. Circle the pictures of the words that begin with the sound /dr/.

1



2



3



4



7



5



6



R e v i e w



Fill in the missing letters. Say the words.



___ue



___erry



___ess



___am



___ock



___in



___agon



___ack



Listen carefully. Check the correct words.

1 block clock drink



2 chair blur clap

3 drawer chick dragon

4 drum cluck bleat



Circle the words with the same beginning sound.



gr-

The sky is gray,
What a day!
The grass is dry,
Don't cry!
The grapes are green,
And so clean!



Phonics for Kids Book 6 Sticker Page
P.8

chair	child
-------	-------


chin	chocolate
------	-----------

P.12

P.13

am
ap
ock

am	ang
ap	ink
ock	uck



A c t i v i t i e s


  Fill in the missing letters. Say the words.








The sky is gr _____.

The gr _____ is dry.

The gr _____ are gr _____.



  Write the words. Match the words with the correct pictures.

gr	apes _____	
	ass _____	
	ay _____	
	een _____	



Circle the **gr-** words. Write the words.

g	r	a	p	e	s	1	_____
r	g	r	a	h	c	2	_____
a	g	r	e	e	n	3	_____
y	p	q	g	r	o	4	_____
g	r	a	s	s	n		




Listen carefully. Check the correct words.


- 1 grapes cherry grass
- 2 grass green chin
- 3 green black gray
- 4 grass gray grapes

Circle the sh- words. Write the words.

sh-

She shouts
She shouts
She shouts
She shouts





- there's a shoe in the water!
- there's a sheep in the water!
- there's a ship in the water!
- there's a sh-sh-sh-shark in the water!

A c t i v i t i e s



Place the correct stickers in the boxes. Say the sentences.



There's a

shoe	<input type="checkbox"/>
sheep	<input type="checkbox"/>
ship	<input type="checkbox"/>
shark	<input type="checkbox"/>

in the water.



Write the words. Say the words.

sh

oe



sh

out



ark



ip



eep





Listen carefully. Check the correct words.

1 shoe she shark

2 shout shark shoe



3 shoe she sheep

4 she sheep ship




Listen carefully. Circle the pictures of the words that begin with the sound /sh/.





th-

Thirty thieves are thirsty.
Thirty thieves have thick coats.
Look, thirty fat thieves!
No, just thirty thin thieves with thick coats.





Fill in the missing letters. Say the sentence.

There are th _____ th _____

th _____ with

th _____ coats.



in
ick
ieves
irty



Listen carefully. Circle the correct words.

1 thirsty thirty thieves

2 thin chin thick

3 thirsty thick clink

4 thieves sheep thin



Place the stickers on the correct shadows.
Match the words with the correct stickers.

thirty •

thirsty •

thick •


thin •

thieves •



Stick or write letters in the to form a word. Draw the picture.

th



wh-



There's a white whale.
There's a wheel.
There's a white whale on a wheel!
Where is the white whale?
Where is the wheel?
Where is the white whale on the wheel?





A c t i v i t i e s



Color the correct words. Say the sentences.



It is a white wheel whale where .

It is a white wheel whale where .



It is a white whale where chair.



Write the words. Match the words with the correct pictures.

wh

eel _____ .



ale _____ .



ite _____ .



ere _____ .





Listen carefully. Circle the correct words.


1	white	whale	wheel
2	wheel	white	where
3	where	whale	wheel
4	whale	wheel	white



Circle the words that begin with the sound /w/.
Say the words.


sheep chair
where
thick whale wheel
white

R e v i e w

  Fill in the missing letters. Say the words.



___ ick



___ ale



___ ip



___ ay



___ ite



___ ark



___ een



___ irty



Listen carefully. Circle the correct words.

1 white whale where



2 gray grapes grass

3 she shoe sheep

4 thirty thirsty thieves









Check the words with the same beginning sound.



Picture Dictionary

bl-

 <p>black</p>	 <p>bleat</p>	 <p>blocks</p>
 <p>blow</p>	 <p>blue</p>	 <p>blur</p>

ch-

 <p>chair</p>	 <p>chase</p>	
 <p>cherry</p>	 <p>chick</p>	
 <p>child</p>	 <p>chin</p>	 <p>chocolate</p>

P i c t u r e D i c t i o n a r y

cl-



clam




clang clang



clap



clock




cluck

cluck

dr-



dragon



drawer



dress



drink



drum

gr-



grapes



grass




gray



green

Picture Dictionary


sh-



th-



wh-



Phonics for Kids 6

Phonics for Kids is a six-level series specially written for young children. Each unit deals with one letter sound or a phonic feature. It begins with an interesting story or a rhyme and is followed by a song and some fun activities. Useful phonics skills are taught in a systemic and enjoyable way.

Teaching phonics is an effective strategy that helps children learn reading and writing quickly. It is also a useful self-help tool for children to rely on when they encounter new words in listening, speaking, reading and spelling activities.

Learning phonics at an early age helps children develop both phonemic and print awareness. It is key to their future success in learning English.

The series includes:

- Student's Books 1-6
- Teacher's Guides 1-6
- Cassette Tapes and CDs 1-6
- Big Books 1-6
- Phonics Cards 1-6



PEARSON
Longman

pearsonlongman.com

ISBN 962-00-5498-9



9 789620 054983