


Phonics 4 for Kids



Thomas Gordon Nathan Shu




Contents

Letter	Letter Sound	Character	Key Word	Extra Words	Page
Nn	/n/	Nanny Goat	nose	neck, nest	2
Oo	/o/	Oscar Octopus	on	ostrich, ox	4
Pp	/p/	Penny Panda	pen	pear, pin	6
Qq	/kw/	Queenie Quail	quiet	quilt, queen	8
Rr	/r/	Ricky Rabbit	read	rain, rose	10
Ss	/s/	Susie Seal	sun	sand, sea	12
Tt	/t/	Teddy Tiger	teeth	tea, tie	14
Uu	/u/	Uncle Utter	under	umbrella, up	16
Vv	/v/	Vicky Viper	victory	van, vase	18
Ww	/w/	Wendy Worm	wet	water, window	20
Xx	/ks/	Felix Fox	box	six, wax	22
Yy	/y/	Yester Yak	yes	yogurt, yo-yo	24
Zz	/z/	Zeppy Zebra	zipper	zigzag, zoo	26
Review					28


Picture Dictionary

N n

Nanny Goat has a wet nose.



nanny goat



nose



neck



nest



A c t i v i t i e s



Circle the letters **n**. Say the "n" sound.



m

n

n

c

n

d

n

k

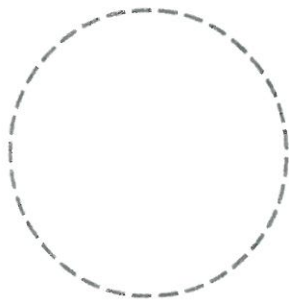
h

n

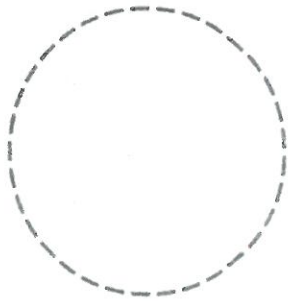
m



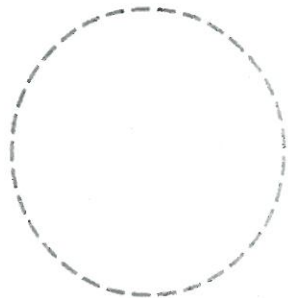
Say the words. Place the correct stickers in the circles.



neck




nest




nose

O o

Oscar Octopus is on a rock.



octopus



on



ostrich




ox



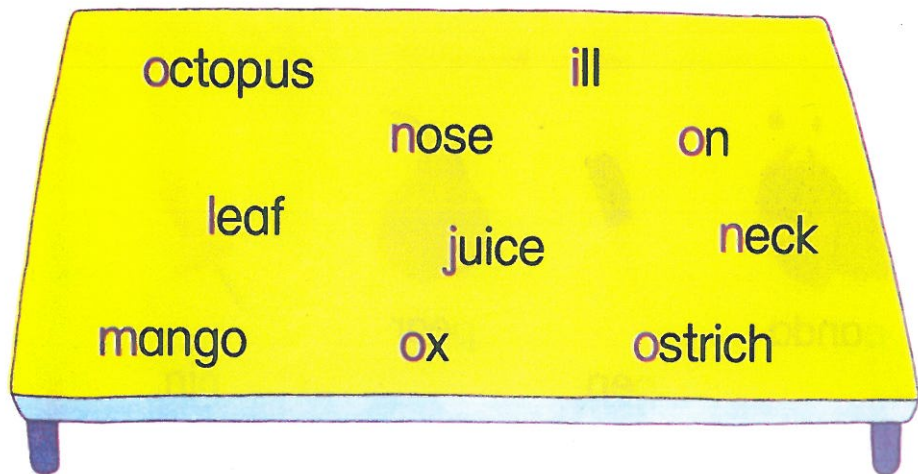
A c t i v i t i e s



Trace the line. Say the "o" sound.



Circle the words that begin with the sound /o/.
Say the words.



P p

Penny Panda has a pen.



panda



pen



pear

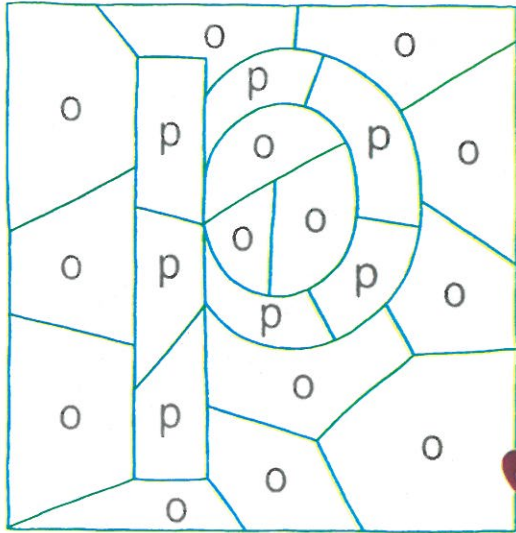


pin

A c t i v i t i e s



Color the parts with the letter **p** red. Say the "p" sound.




Say the words: Circle the correct pictures.

pen			
pear			
pin			

Q q

Queenie Quail is quiet.



quail



quiet



quilt




queen

Activities



Trace the lines on the quilt. Say the "q" sound.



Listen carefully. Place the correct stickers in the boxes.

1.



2.



R r


Ricky Rabbit reads a book.



rabbit



read



rain




rose

A c t i v i t i e s



Circle the letters **r**. Say the "r" sound.



Color the correct boxes to make a word. Say the words.



r	o	r	a	b	b	i	t
---	---	---	---	---	---	---	---



a	r	a	i	n	m	a	q
---	---	---	---	---	---	---	---




r	o	i	m	r	o	s	e
---	---	---	---	---	---	---	---




r	a	r	e	a	d	r	e
---	---	---	---	---	---	---	---


S s Susie Seal is in the sun.



seal



sun



sand



sea

A c t i v i t i e s



Color the sand dunes brown. Say the "s" sound.



Listen carefully. Check the words that begin with the sound /s/.

1.		2.		3.	
	read		sand		seal
4.		5.		6.	
	sea		sun		quail

Tt

Teddy Tiger has big teeth.



tiger



teeth



tea

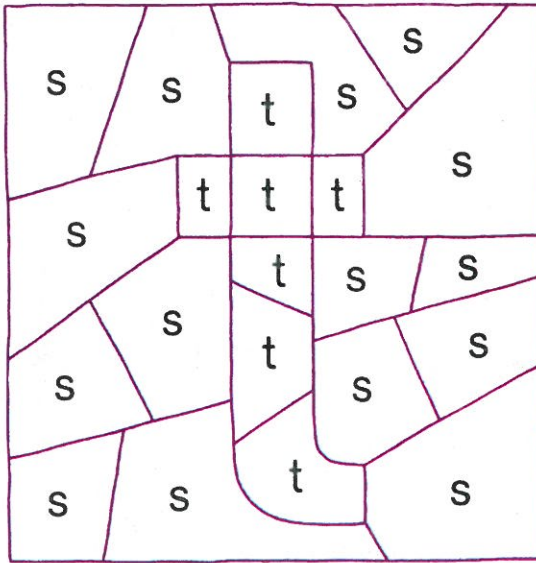


tie

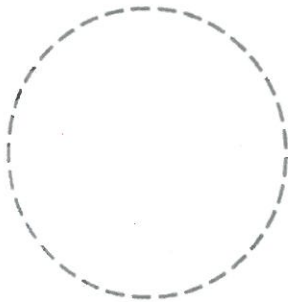
Activities



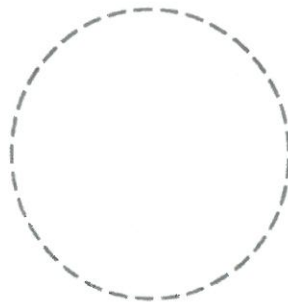
Color the parts with the letter **t** pink. Say the "t" sound.



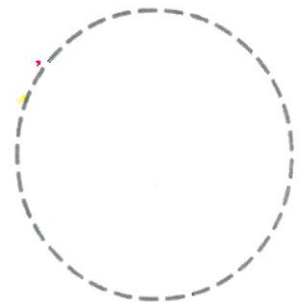
Say the words. Place the correct stickers in the circles.



tea



tie



teeth

U u

Uncle Utter is under a tree.



uncle



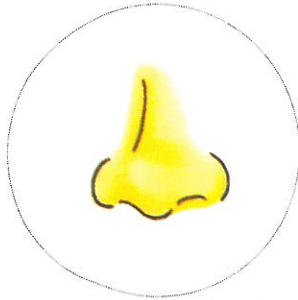
under



umbrella



up



P.9



quail



quilt




quiet




queen



P.19




P.21



worm

wet



window



water

P.25

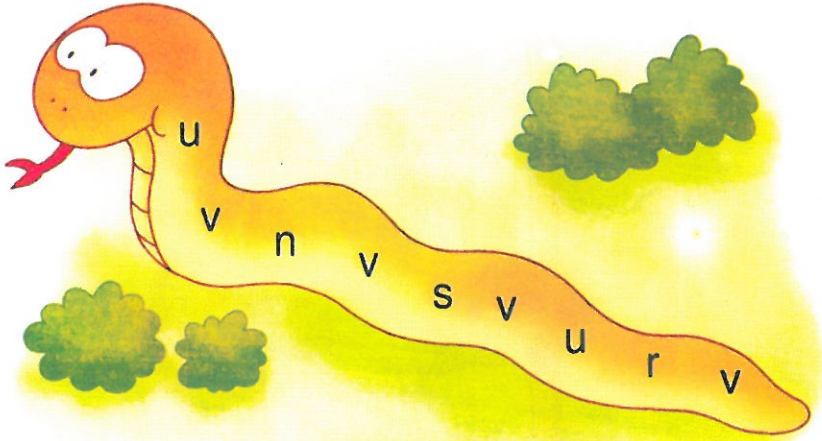
	yo-yo
	yogurt
	yes
	yak



Activities



Circle the letters **v**. Say the “v” sound.



Say the words. Place the correct stickers on the shadows.

van			
victory			
vase			

W w

Wendy **W**orm is **w**et.




worm



wet



water




window

Activities



Color the water drops blue. Say the "w" sound.



Listen carefully. Place the correct stickers in the boxes.

1.



2.



X x

Felix Fox has a box.



fox



box



six




wax

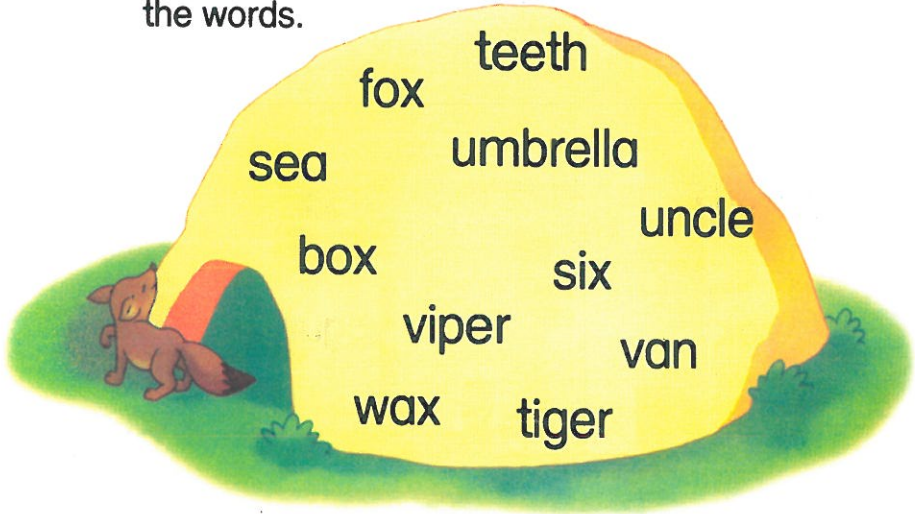
A c t i v i t i e s



Color the parts with the letter **x** purple. Say the "x" sound.



Circle the words that end with the sound /ks/. Say the words.



Yy

Yester Yak always says, "Yes."



yak

A dog?



yes




yogurt




yo-yo

Activities

Help Yester find his yo-yo. Say the "y" sound.




Place the correct stickers in the boxes. Say the words.



Zz

Zeppy Zebra has a long zipper.



zebra



zipper



zigzag




zoo

A c t i v i t i e s



Trace the line to help the children walk around the zoo. Say the "z" sound.



Color the correct boxes to make a word. Say the words.



z	i	g	z	a	g
---	---	---	---	---	---



o	z	o	o	s	t
---	---	---	---	---	---




z	i	p	p	e	r
---	---	---	---	---	---

R e v i e w



Write the missing letters. Match the words with the correct sounds.



__ ear

n eck

n

o

p



__ x

t

u

v

w



__ p



__ an



__ ie





___ ueen



___ ain



___ ea



___ ogu



___ ater



___ oo



si ___

Picture Dictionary

n nanny goat



n neck



n nest



n nose



o octopus




o on



o ostrich




o ox



p panda



p pear



p pen



p pin



q quail



q queen



q quiet



q quilt



r rabbit



r rain



r read



r rose



s

sand



sea



seal



sun



t

tea



teeth



tie



tiger



u

umbrella




uncle



under



up



v

van



vase



victory



viper



w


water



wet



window



worm



x

box



fox



six



wax



y

yak



A girl?

yes



Yes.

yogurt



yo-yo



z

zebra



zigzag



zipper



zoo



Phonics for Kids 4

Phonics for Kids is a six-level series specially written for young children. Each unit deals with one letter sound or a phonic feature. It begins with an interesting story or a rhyme and is followed by a song and some fun activities. Useful phonics skills are taught in a systemic and enjoyable way.

Teaching phonics is an effective strategy that helps children learn reading and writing quickly. It is also a useful self-help tool for children to rely on when they encounter new words in listening, speaking, reading and spelling activities.

Learning phonics at an early age helps children develop both phonemic and print awareness. It is key to their future success in learning English.

The series includes:

- Student's Books 1-6
- Teacher's Guides 1-6
- Cassette Tapes and CDs 1-6
- Big Books 1-6
- Phonics Cards 1-6



PEARSON
Longman

ISBN 978-962-00-5496-9



9 789620 054969

<http://www.rahnamapress.com>