

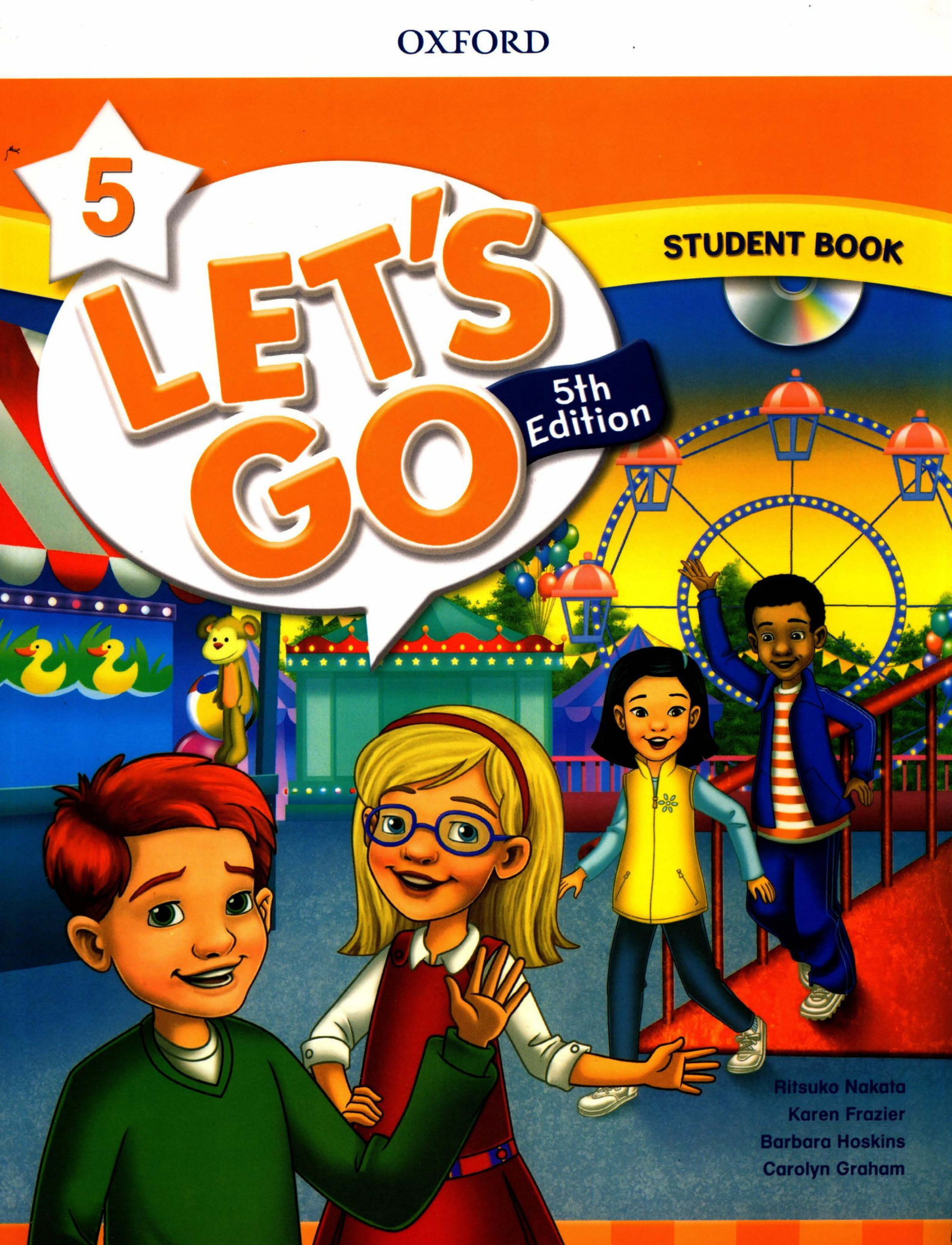
OXFORD

5

LET'S GO

5th Edition

STUDENT BOOK



Ritsuko Nakata
Karen Frazier
Barbara Hoskins
Carolyn Graham



 **Class Audio**

Find the audio tracks on Online Play:
www.oup.com/elt/letsgo

STUDENT BOOK

5
LET'S GO
5th Edition



Ritsuko Nakata

Karen Frazier

Barbara Hoskins

SONGS AND CHANTS BY
Carolyn Graham

OXFORD
UNIVERSITY PRESS

198 Madison Avenue
New York, NY 10016 USA

Great Clarendon Street, Oxford, OX2 6DP, United Kingdom

Oxford University Press is a department of the University of Oxford.
It furthers the University's objective of excellence in research, scholarship,
and education by publishing worldwide. Oxford is a registered trade
mark of Oxford University Press in the UK and in certain other countries

© Oxford University Press 2018

The moral rights of the author have been asserted

First published in 2018

2022 2021 2020 2019 2018

10 9 8 7 6 5 4 3 2 1

No unauthorized photocopying

All rights reserved. No part of this publication may be reproduced, stored
in a retrieval system, or transmitted, in any form or by any means, without
the prior permission in writing of Oxford University Press, or as expressly
permitted by law, by licence or under terms agreed with the appropriate
reprographics rights organization. Enquiries concerning reproduction outside
the scope of the above should be sent to the ELT Rights Department, Oxford
University Press, at the address above

You must not circulate this work in any other form and you must impose
this same condition on any acquirer

Links to third party websites are provided by Oxford in good faith and for
information only. Oxford disclaims any responsibility for the materials
contained in any third party website referenced in this work

ISBN: 9780194049726 (STUDENT BOOK)

Printed in China

This book is printed on paper from certified and well-managed sources

ACKNOWLEDGMENTS

Cover illustration: Daniel Griffio

Back cover photograph: Oxford University Press building/David Fisher

Illustrations by: Bernard Adnet: 45, 71(t); Lori Anzalone: 6(t), 9(c1, 2, 3, 4); Ilias
Arahovitis: 23(b); Fian Arroyo: 52(t), 63, 69(b); Ron Berg: 7, 8(t), 9(c5, 6, 7, 8),
69(t), 71(b); Beccy Blake: 35; Karen Stormer Brooks: 15(b), 29, 34(t), 41(t), 47,
50(t), 51(b), 56, 65; Mircea Catusanu: 5, 9(b), 16(t), 17, 20, 37(b), 59, 60(t), 62(t),
74(t); Daniel Del Valle: 51 (pictures on cork board); Fiammetta Dogi/The Art
Agency: 10, 11(t), 14(t), 15(t); Michael Gardner: 73(b), and revisions on pages
17, 30, 31, 38; Daniel Griffio: 44 (b), 48, 50(b), 52(b), 58, 60(b), 62(b), 68(b), 70(b),
and cats on pages 4, 6, 8, 10, 12, 14, 16, 18, 22, 24, 26, 28, 30, 32, 34, 36, 40,
42, 44, 46, 48, 50, 52, 54, 58, 60, 62, 64, 66, 68, 70 and 72; Richard Hoyt: 13(b),
19, 43(b), 49, 53, 61, 64; John Kurtz: 36, 37(t), 73(t); David Lowe: 23(t), 26(t),
32(t), 33(t), 42(t), 43(t), 51 (boy and girl by cork board); Karen Minot: 54 (map),
67(t); Michael Morris: 2, 3, 4, 6(b), 8(b), 12, 14(b), 16(b), 22, 24(b), 26(b), 30,
32(b), 34(b); Keith Plechaty: globes on pages 21, 39, 57 and 75; Sherry Rogers:
67(b), 72, 73; Maryn Roos: iii, 74(b); Robert Roper: 27; Chris Vallo: 33(b), 41(b);
Christina Wald: 55; Jason Wolff: 11(b), 24(t), 25, 31, 38, 44(t); Josie Yee: 40,
42(b), 66.

The publishers would like to thank the following for their kind permission to reproduce
photographs: pg. 10 Robert Red2000/Shutterstock (title background); pg. 10
mhnewsmedia.iStockphoto (fossil); pg. 10 Phil Degginger/Carnegie Museum/
Alamy (paleontologist); pg. 11 AndreaAstes/iStockphoto (fern); pg. 13
Dushenina/Shutterstock (wolf); pg. 13 GlobalIP/iStockphoto (zebra); pg.
13 Irvingsaperstein/iStockphoto (polar bear); pg. 13 Johan63/iStockphoto
(rhinoceros); pg. 13 mikedabell/iStockphoto (gazelle); pg. 13 Manook/
iStockphoto (squirrel); pg. 13 photosfromafrica/iStockphoto (cheetah); pg. 13
DesignPics Inc/Alamy (skunk); pg. 18 Eric Isselee/Shutterstock (zebra); pg. 18
Incredible Arctic/Shutterstock (polar bear); pg. 18 Mike Truchon/Shutterstock
(hummingbird); pg. 18 Stubblefield Photography/Shutterstock (octopus);
pg. 18 Humberto Ramirez/Getty Images (jellyfish); pg. 19 Jiri Vavalek/
Shutterstock (jellyfish); pg. 21 mary416/Shutterstock (pandas eating); pg. 21
jimcorcoran/iStockphoto (baby pandas); pg. 21 fotoVoyager/iStockphoto (Great
Wall); pg. 21 Maica/iStockphoto (girl); pg. 21 Jose Luis Pelaez Inc./Getty Images
(boy); pg. 21 Steve Bloom Images/Alamy (panda with mother); pg. 28 InStock/
Getty Images (boy); pg. 28 lovelypeace/Shutterstock (starfruit); pg. 28 rawpixel.
com/Shutterstock (farmer's market); pg. 28 Valentyn Volkov/Shutterstock
(cherries); pg. 28 Valentyn Volkov/Shutterstock (strawberries); pg. 29
AtomStudios/iStockphoto (basket); pg. 36 satit_srihin/Shutterstock (goldfish);
pg. 36 Tom Merton/Getty Images (girl); pg. 39 kwest/Shutterstock (dune); pg.
39 Pborowka/Shutterstock (coral); pg. 39 Rich Carey/Shutterstock (scuba);
pg. 39 RonMasessa/iStockphoto (turtle); pg. 39 georgeclerk/iStockphoto
(dolphin); pg. 39 cbpix/iStockphoto (clownfish); pg. 39 Maica/iStockphoto
(girl); pg. 39 Jose Luis Pelaez Inc./Getty Images (boy); pg. 46 Norma Cornes/
Shutterstock (baby elephant); pg. 46 Gina Smith/Shutterstock (elephant ball);
pg. 46 MarkMassel/iStockphoto (elephant painting); pg. 47 Jerry Alexander/
Getty Images; pg. 54 Jason Patrick Ross/Shutterstock (monarch butterfly);
pg. 54 Paul Tessier/iStockphoto (butterfly leaves); pg. 54 INTERFOTO/
Alamy (butterfly tree); pg. 54 Jenny Elia Pfeiffer/Getty Images (boy); pg. 55
proxyminder/iStockphoto; pg. 57 Avatar_023/Shutterstock (Himalayas); pg.
57 isoft/iStockphoto (Everest); pg. 57 fotoVoyager/iStockphoto (base camp);
pg. 57 Danita Delimont/Alamy (trekking); pg. 57 Maica/iStockphoto (girl);
pg. 57 Jose Luis Pelaez Inc./Getty Images (boy); pg. 65 topseller/Shutterstock
(lemon); pg. 68 Ivonne Wierink/Shutterstock (potato salad); pg. 68 Kiselev
Andrey Valerevich/Shutterstock (sushi); pg. 68 Fanfo/Shutterstock (crepes);
pg. 68 Julian Rovagnati/Shutterstock (ravioli); pg. 68 bonchan/Shutterstock
(stir fry); pg. 68 whitewish/iStockphoto (kimchi); pg. 68 Lehner/iStockphoto
(tofu); pg. 68 DNY59/iStockphoto (taco); pg. 70 ozflash/iStockphoto (kangaroo);
pg. 70 rawheadrex/iStockphoto (llama); pg. 70 kidy (panda); pg. 70 Dennis
W Donohue/Shutterstock (ostrich); pg. 70 Calek/Shutterstock (crocodile);
pg. 70 Henk Bentlage/Shutterstock (hippo); pg. 70 juuce/iStockphoto (koala);
pg. 70 All Canada Photos/Alamy (penguin); pg. 71 irin-k/Shutterstock; pg. 72
Ebby May/Getty Images (girl tl); pg. 72 Mario Tama/Getty Images (boy); pg. 72
ZUMA Press, Inc./Alamy (girl tr); pg. 72 Oote Boe Ph/Alamy (spiral hopscotch
board); pg. 73 Againststar/Shutterstock; pg. 75 akva/Shutterstock (river); pg.
75 Yuri Arcurs/Shutterstock (cooking); pg. 75 CPbackpacker/Shutterstock
(tents); pg. 75 Barbara Tripp/Shutterstock (rafting); pg. 75 Inge Johnsson/Alamy
(GrandCanyon); pg. 75 Maica/iStockphoto (girl); pg. 75 Jose Luis Pelaez Inc./
Getty Images (boy).

Table of Contents

Let's Remember	2
Unit 1 How Much Food?.....	4
Unit 2 Comparing Animals	12
Let's Review Units 1 and 2	20
Unit 3 Last Weekend	22
Unit 4 Activities.....	30
Let's Review Units 3 and 4	38
Unit 5 The Future.....	40
Unit 6 Fun in the Seasons.....	48
Let's Review Units 5 and 6	56
Unit 7 The Senses	58
Unit 8 New Experiences	66
Let's Review Units 7 and 8	74
Syllabus	76
Word List	78



Kate



Andy



Jenny



Scott



Ginger



Sam



Let's Talk



Let's Learn



Let's Learn More





Let's Read



Let's Review

Let's Remember


A Listen, point, and say.  1.02



Do you want to go skateboarding?




That's too bad.




No, thanks. I can't.
I have a stomachache.




What happened?



I'm not sure. My kite
was under the tree.
Now it's in the tree.





Which ball is bigger?

My ball is bigger.

My ball is the biggest.

Are you going to go through the tunnel?

Yes, I am.

It's dark. You need a flashlight.

Is it going to rain?

I'm not sure. I hope not.


Unit 1

How Much Food?

Let's Talk



A Listen and say. 1.03



Kate: Is everything ready for the party? Are there enough pretzels?

Jenny: I think so. There are three bags.



Kate: Do we have any soda?

Jenny: Yes, we do.

Kate: How many cans of soda are there?

Jenny: There's only one can. We don't have enough.



Kate: How many cans do we need?

Jenny: We need twelve cans.

Kate: OK. See you soon!

 1.04

Are there enough pretzels?
I think so.
I don't think so.

B Watch the video.

C Practice the words. Ask and answer.  1.05



1. a can of tomatoes



2. cans of beans



3. a bag of potato chips



4. bags of pretzels




5. a bottle of water



6. bottles of soda



7. a piece of pizza



8. pieces of watermelon



1.06

How many **cans of tomatoes** are there?

There is one **can**.

There are **three cans**.

D Listen and sing.  1.07 

One Piece of Pizza

Oh, there is one piece of pizza.
There are pretzels in a bag,
One piece of pizza,
Pretzels in a bag.

Oh, there are three cans of soda,
Pretzels in a bag,
Four bags of potato chips.
Oh, I love parties!



Pizza, pizza,
Is there enough pizza?
Yes, there is.
There's enough pizza.
There are enough pieces of pizza.
There's plenty of pizza pie. YES!



I can do this lesson.

Let's Learn



A Learn the words. 1.08



1. a lot of nuts



2. a few nuts



3. a lot of cupcakes



4. a few cupcakes



5. a lot of blueberries



6. a few blueberries



7. a lot of cherries



8. a few cherries

B Make sentences. 1.09

Jenny and Kate are getting food ready for a party. Do they have enough food?



There are a lot of **nuts**.
There are a few **cupcakes**.

C Ask and answer.  1.10



How many **sandwiches** are there?

There are

a lot of
a few

sandwiches.

D Ask your partner. Look at the picture in **C**.  1.11

Are there a lot of **cookies**?

Yes, there are. No, there aren't.



I can do this lesson.

Let's Learn More



A Learn the words. 1.12



1. a lot of pudding



2. a little pudding



3. a lot of fruit



4. a little fruit




5. a lot of lemonade



6. a little lemonade



7. a lot of pie



8. a little pie

B Ask and answer. 1.13







Scott and Andy are at the party, too.
They are helping with the food.



How much **fruit** is there?
There is a lot of **fruit**.

How much **pie** is there?
There is a little **pie**.

C Ask and answer.  1.14



How many **peaches** are there?

There are

a lot of
a few

peaches.

How much **yogurt** is there?

There is

a lot of
a little

yogurt.

D Listen and chant.  1.15 

Is There a Lot of Milk?

Is there a lot of milk?

Yes, there is.

There are bottles and bottles
and bottles of milk.



Is there a lot of popcorn?

There's a little popcorn.

Are there a lot of pancakes?

No, there aren't.

Are there a lot of grapes?

There are a few.


How many grapes?

One or two.



I can do this lesson.



A Listen and read along. Then read again.  1.16


DINOSAURS

Dinosaurs lived millions of years ago. There were a lot of dinosaurs then. What did they eat? Did they buy bags of dinosaur food? Did they eat pieces of bread? No!


Scientists studied dinosaur teeth. The scientists learned many things. For example, many dinosaurs ate plants. Some dinosaurs ate meat.



Apatosaurus: plant-eater



Tyrannosaurus: meat-eater




Scientists studied bones, too. Many dinosaurs had big, long bones. They were tall. They could reach the leaves on trees, but they couldn't jump. Some dinosaurs had little, short bones. They could climb trees.

can → could

New Words

dinosaurs
millions of years ago
plants
meat

B Choose the correct answer.  1.17


1. What did dinosaurs eat?
a. a few pieces of bread b. a lot of plants and meat
2. Could tall dinosaurs jump?
a. No, they couldn't. b. Yes, they could.

C Understand the vocabulary.


They could **reach** the leaves on trees.

What does **reach** mean?


a.



b.



c.



D Ask your partner.

1. When did dinosaurs live?
2. What did scientists study?
3. What did scientists learn from dinosaur bones?


E Listen and write. Do you hear **mp** or **mb**? 1.18



1. ju_____



2. cli_____



3. la_____



4. co_____

F Learn about words. Read and write.



long

long + er



longer

1. short → _____

2. tall → _____



I can do this lesson.


Unit 2

Comparing Animals

Let's Talk



A Listen and say. 1.19



Andy: Did you know that a zebra is slower than a gazelle?

Scott: Really? I didn't know that.



Andy: Which animal is faster? A cat or a polar bear?

Scott: I'm not sure. I think a polar bear is probably faster.

Andy: No! A cat is as fast as a polar bear!

Scott: Wow! Are you sure? That's interesting!



Andy: A man is faster than a skunk.

Scott: Are you sure?

Andy: Yes, I'm sure. Look!

Scott: That's good! He can run away!



Are you sure?
Yes, I'm sure.
No, I'm not sure.

B Watch the video.


C Practice the words. Ask and answer.  1.21



1. a wolf
64 kph



2. a zebra
64 kph



3. a cheetah
114 kph



4. a gazelle
80 kph



5. a rhinoceros
43 kph



6. a polar bear
43 kph



7. a squirrel
19 kph



8. a skunk
12 kph



Is a **wolf** as fast as a **zebra**?
Yes, it is. No, it isn't. It's **slower**.

fast → as fast as → faster than
slow → as slow as → slower than

D Listen and chant.  1.23 

A Gazelle Is as Fast as a Lion

A gazelle is as fast
as a lion.
But a lion is smarter
than a cow.

You're probably right,
but I'm not sure.
Is a lion smarter
than a cow?



A rhino is bigger than
a zebra.
But it's smaller than a
polar bear.

You're probably right,
but I'm not sure.
Is it smaller than
a polar bear?



Some skunks are as little
as squirrels.
Some skunks are as big
as cats.

You're probably right,
but I'm not sure.
Is a skunk as big as
a cat?



I can do this lesson.

Let's Learn



A Learn the words. 1.24



polar bear



dog



gazelle

1. fast → faster → fastest



squirrel



skunk



turtle


2. slow → slower → slowest



cheetah



rhinoceros



elephant

3. large → larger → largest



puppy



kitten




mouse

4. small → smaller → smallest

B Ask and answer. 1.25

Scott and Jenny are at an animal exhibit. They are learning about the speed and size of animals.



Which one is **faster**?


The **gazelle** is **faster**. The **gazelle** is **faster** than the **polar bear**.

C Ask and answer.  1.26

1. fast



cheetah




polar bear




zebra


2. slow



cat




wolf




turtle


3. large



lion




rhinoceros




cow


4. small



mouse



skunk



squirrel

Which one is the fastest?
The cheetah is the fastest.

D Listen and chant.  1.27 

Cheetah Chant

A greyhound is fast,
Faster than a cat,
But a cheetah is the fastest of all.

A racehorse is fast,
Faster than a fox,
But a cheetah is the fastest of all.

A rabbit is fast,
Faster than a cat,
But a cheetah is the fastest of all.

A rabbit is faster
than a baby kangaroo,
But a cheetah is the fastest of all.



 I can do this lesson.

Let's Learn More



A Learn the words. 1.28



1. colorful



2. graceful



3. expensive



4. delicious

B Say these. 1.29



The polar bear is the least colorful.



The squirrel is less colorful than the frog.



The frog is colorful.



The fish is more colorful than the frog.



The bird is the most colorful.

C Ask and answer. 1.30

Kate and Jenny are in the zoo gift shop. They are comparing gifts.



Which one is more colorful?
The fish is more colorful.

Which one is less colorful?
The frog is less colorful.

D Play a game. Ask and answer.  I.31

Which one is the most **graceful**?
The **gazelle** is the most **graceful**.

Which one is the least **graceful**?
The **elephant** is the least **graceful**.

The graphic is divided into six sections with a large blue pencil in the center:

- Top-left (Yellow):** Labeled "graceful". Contains a bear, an elephant, a gazelle, and a parrot.
- Top-right (Orange):** Labeled "delicious". Contains a bowl of fruit, a slice of cheese, and a slice of bread.
- Middle-right (Purple):** Labeled "expensive". Contains a smartphone (\$), a laptop (\$\$\$), and a tablet (\$\$).
- Bottom-left (Red):** Labeled "expensive". Contains a blue shirt (\$), a red polka-dot skirt (\$\$\$), and blue shorts (\$\$).
- Bottom-right (Pink):** Labeled "delicious". Contains a banana, a cup of ice cream, and a plate of ribs.
- Bottom-left (Blue):** Labeled "graceful". Contains a rhinoceros, a cheetah, and a squirrel.
- Bottom-right (Green):** Labeled "colorful". Contains a red car with a clown, a black truck, and a steam train.


E Ask and answer. Look at the pictures in **D**.  I.32

Is the **skirt** more **expensive** than the **shirt**?
Yes, it is.
No, it isn't.




I can do this lesson.




A Listen and read along. Then read again.  1.33

What Do You Know About Animals?

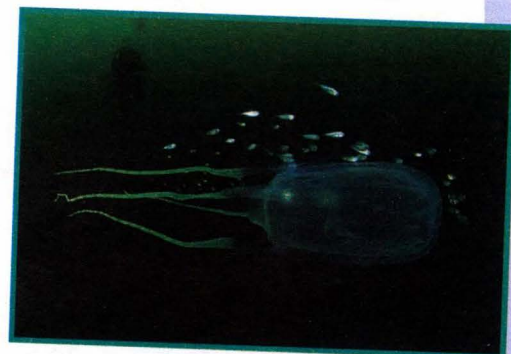
Polar bears have a good sense of smell. They can smell fish under the ice from far away. They are strong, and they can smash open ice blocks to catch the fish.



Zebras are not colorful, and they can't change color. But every zebra's stripes are different, just like fingerprints.



The mimic octopus isn't colorful. But it can change its color and shape. It can look like a jellyfish, a snake, or fifteen different animals.




A hummingbird is one of the smallest and lightest birds. It is lighter than a coin, and it can fly backwards.



A box jellyfish has 24 eyes. It is shaped like a box.

New Words

smash	change
hummingbird	shape
backwards	fingerprints
mimic octopus	box jellyfish

B Choose the correct answer.  1.34


1. What animal can change color and shape?
2. Is a coin heavier than a hummingbird?

- a. a jellyfish
- b. a mimic octopus
- a. Yes, it is.
- b. No, it isn't.

C Understand the vocabulary.

It can **look like** fifteen different animals.


What does **look like** mean?



D Ask your partner.

1. What bird can fly backwards?
2. Which animal is the most interesting? Why?

E Listen and write. Do you hear **ar** or **ir**? 1.35



1. b_____d

2. sc_____f

3. th_____d

4. c_____d

5. sh_____k

F Learn about words. Read and write.



small

small + **est**

smallest



1. light → _____

2. slow → _____

3. tall → _____

4. strong → _____






I can do this lesson.




Let's Review






A Listen and check. 1.36

1.   




A B C

2.   

A B C

3.   

A B C

4.   




A B C

B Listen and circle. 1.37

1. a. It's slower. b. It's faster.

2. a. It's larger. b. It's smaller.




C Listen and check. 1.38

1.   




A B C

2.   

A B C

3.   

A B C

4.   

A B C

D Let's read about a panda kindergarten. 1.39

We're in China!

John and Lisa's Travel Blog

China



Ni Hao from Panda Kindergarten, China!

ni hao = hello

This week, we're volunteering at a panda kindergarten. Every morning, we clean the pandas' rooms, and then we feed them. They eat a lot of bamboo every day! Pandas also like carrots and apples. We didn't know that.



Newborn pandas are very small. They are about as light as a stick of butter. But they grow quickly.

We like watching the pandas. They really like to play. Baby pandas like to tumble, climb, and chase. They are very funny.



What About You?

- How many pets do you have?
- Do you like to watch baby animals? What do they do? Are they funny?

New Words

kindergarten
bamboo
carrots
newborn
stick of butter
tumble

E Write about a baby animal.

Comments

Unit 3

Last Weekend

Let's Talk



A Listen and say. 1.40



Jenny: How was your weekend?

Scott: It was great. How was yours?

Jenny: It was pretty good.



Scott: What did you do?

Jenny: My brother and I went for a bike ride.

Scott: That sounds like fun.



Jenny: What did you do last weekend?

Scott: I went shopping and bought this new bike.

Jenny: Wow! I like it.

Scott: Thanks.



How was your weekend?

It was great.

It was pretty good.

yours = your weekend

B Watch the video.

C Practice the words. Ask and answer.  1.42



1. went for a walk



2. went for a bike ride



3. went for a swim



4. went bowling



5. went shopping



6. went skating



What did **he** do last weekend?
He went for a walk.

D Listen and chant.  1.44 

Last Summer, What Did You Do?

Last summer, what did you do?

I went to Hawaii.

I did, too.

Did you buy anything?

Yes, I did. I bought
a two-dollar tie.

So did I.



Last winter, where did you go?

I went to London.

So did Joe.

Did you buy anything?

Yes, I did. I bought English tea.
So did he.



I can do this lesson.

Let's Learn



A Learn the words. 1.45



1. skateboarding



2. hiking



3. taking pictures



4. playing volleyball



5. running



6. walking the dogs

B Ask and answer. 1.46

It was Saturday. Jenny and Scott saw Kate and Andy at the park. What were they doing before?



What was **Kate** doing?
She was **walking the dogs**.

C Ask and answer.  1.47



What was **she** doing yesterday?
She was **walking the dog**.

What were they doing yesterday?
They were **hiking**.

D Listen and chant.  1.48 

Our Dogs

Last night, our dogs were having fun.
They were having a very good time.

What were they doing?
They were skateboarding.
They were having a very good time.



Your dogs were skateboarding?
Yes, they were.
They were having a very good time.



I can do this lesson.

Let's Learn More



A Learn the words. 1.49



1. buying sneakers



2. mailing a package



3. playing catch



4. watching DVDs



5. borrowing books



6. surfing the Internet

B Ask and answer. 1.50


It's Sunday. The children met in the park again this afternoon. Where were they this morning? What were they doing there?



Where was **Andy** this morning?
He was at **home**.

What was **he** doing there?
He was **watching DVDs**.



A Listen and read along. Then read again.  1.52

Fruits, Seeds, and Stones



This morning, I went shopping at a farmers' market. One farmer was talking about fruits and vegetables. I learned a lot.




The farmer gave us some starfruit. I ate the seeds, too!



Strawberries have seeds on the outside.


Fruits have seeds. Vegetables don't have seeds. Is a tomato a fruit or a vegetable? Cherries and peaches are stone fruits. They have seeds inside a hard pit.

The farmers' market was fun and everything was delicious!



New Words

vegetable
tomato
starfruit
stone

B Choose the correct answer.  1.53

1. What was the farmer doing at the farmers' market?
 - a. She was eating fruits and vegetables.
 - b. She was talking about fruits and vegetables.
2. How was the farmers' market?
 - a. It was fun.
 - b. It was hot.

C Understand the vocabulary.


Cherries and peaches are **stone** fruits.

What does **stone** mean?


a.



b.



c.



D Ask your partner.

1. What's your favorite fruit?
2. What's your favorite vegetable?

E Listen and write. Do you hear **st** or **str**? 1.54



1. _____awberry 2. _____ar 3. _____ipes 4. _____one 5. _____ing

F Learn about words. Read and write.



strawberry

strawberry - y + ies

strawberries



1. family → _____ 2. cherry → _____



I can do this lesson.

Unit 4

Activities

Let's Talk



A Listen and say. 1.55



Andy: Are you ready?
Kate: Not yet. Wait a minute.
Andy: Why?
Kate: I think I forgot to do something.



Andy: Did you put on sunscreen?
Kate: Yes, I did. I put it on.
Andy: Did you turn off the radio?
Kate: Yes, I turned it off.
Andy: OK. You're ready.



Kate: Oh, no! Now I remember.
Andy: What?
Kate: I forgot to take off my watch.
Andy: I hope it's waterproof.



Are you ready?
Not yet. Wait a minute.

B Watch the video.



C Practice the words. Ask and answer.  1.57



1. put on sunscreen



2. turn on the TV



3. take off your watch



4. turn off the radio



5. turn in your homework



6. turn up the heat



7. clean up your room



8. turn down the music



Did you **put on sunscreen**?


Yes, I **put it on**.

No, I didn't **put it on**.

D Listen and sing.  1.59 

Tom Came Home and Turned On the Radio

Tom came home
and turned on the radio,
Turned on the radio,
Turned on the radio.
Tom came home
and turned on the radio.
Tom turned the radio on.



Paul came home
and put on a DVD,
Put on a DVD,
Put on a DVD.
Paul came home
and put on a DVD.
Paul put a DVD on.



I can do this lesson.

Let's Learn



A Learn the words. 1.60



1. walk quickly



2. walk slowly



3. speak loudly



4. speak quietly



5. paint beautifully



6. dance gracefully

B Ask and answer. 1.61

Kate, Scott, Andy, and Jenny are at an outdoor fair. Kate dances gracefully. How does Scott paint?



How does **Kate** dance?
She dances **gracefully**.


quick	→	quickly	quiet	→	quietly
slow	→	slowly	beautiful	→	beautifully
loud	→	loudly	graceful	→	gracefully

C Ask and answer.  1.62

1.




2.



3.




4.



5.



6.



Does **she** walk quickly?
 Yes, **she** does.
 No, **she** doesn't. **She** walks slowly.

D Listen and chant.  1.63 

My Friend Joe Is Very Slow




My friend Joe is very slow.
 He talks slowly, very slowly.
 He walks slowly, very slowly.
 Hurry up, Joe, let's go!

My friend Joe is very slow.
 He eats slowly, very slowly.
 He works slowly, very slowly.
 He drives slowly, very slowly.
 Hurry up, Joe. Let's go!

My friend Rick is very quick.
 He talks quickly, very quickly.
 He walks quickly, very quickly.
 Slow down, Rick. Slow down!

My friend Rick is very quick.
 He eats quickly, very quickly.
 He works quickly, very quickly.
 He drives quickly, very quickly.
 Slow down, Rick. Slow down!



I can do this lesson.

Let's Learn More



A Learn the words. 1.64



1. play the guitar



2. speak English



3. ride a unicycle



4. bake



5. cook



6. sew

B Ask and answer. 1.65

Kate, Jenny, Scott, and Andy are in a show.
What do they do well?



What does **Kate** do well? **She sews** very well.

C Play a game. Make sentences.  1.66

She speaks English very well.

The game board is a circular path with the following scenes and activities:

- Start:** A green cloud with the word "Start" in blue.
- Scene 1:** A woman with dark hair and a red top saying "Nice to meet you."
- Scene 2:** A boy in a red shirt riding a unicycle in a park with a dog.
- Scene 3:** A woman with dark hair talking on a purple mobile phone.
- Scene 4:** A woman in a blue and white striped apron holding a tray of muffins.
- Scene 5:** A woman in a blue coat painting a landscape on a canvas.
- Scene 6:** A boy in a green shirt playing a red electric guitar.
- Scene 7:** A ballerina in a blue tutu performing with two other ballerinas.
- Scene 8:** A boy in a blue hoodie running with a basketball on a path with rabbits.
- End:** A red cloud with the word "End" in yellow.

Word Bank A:

- talks
- walks
- plays
- rides
- bakes
- dances
- paints
- speaks

Word Bank B:

- quickly
- quietly
- gracefully
- well
- slowly
- loudly
- beautifully

D What about you?


Do you speak loudly or quietly?
 Do you walk quickly or slowly?
 What do you do well?



I can do this lesson.



Let's Read



A Listen and read along. Then read again.  1.67


THE BEST PET

Goldfish are one of the most popular pets in the world. They are also one of the oldest pets. People in China had pet goldfish more than 1000 years ago.



I have a goldfish. I teach it tricks. Your goldfish can do tricks, too. Swirl the water and watch your goldfish swim quickly. It can also learn how to push a ball. Goldfish are very smart!

I like to watch my goldfish. It's smart, colorful, and it swims gracefully. Goldfish can live for 40 years. They make great pets!



New Words

goldfish
popular
1000 years ago
swirl


B Choose the correct answer.  1.68

- When did people in China have pet goldfish?
a. more than 1000 years ago b. 100 years ago
- How does the goldfish swim?
a. It swims gracefully. b. It swims slowly.

C Understand the vocabulary.

Swirl the water and watch your goldfish swim quickly.

What does **swirl** mean?



D Ask your partner.

1. What kind of pet do you want?
2. What can you teach your pet?

E Listen and write. Do you hear **It** or **Id**? 1.69



1. go _____ fish 2. c _____ d 3. qui _____ 4. o _____ 5. be _____

F Learn about words. Read and write.

graceful

graceful + **ly**

gracefully

1. soft → _____ 2. quick → _____
3. loud → _____ 4. slow → _____





I can do this lesson.

Let's Review




A Listen and number. 1.70









B Listen and check. 1.71

1.



A



B



C

2.



A



B



C

3.




A




B

4.



A



B

C Let's read about the Great Barrier Reef. 1.72

We're in Australia!

John and Lisa's Travel Blog

Great Barrier Reef, Australia

G'day from the Great Barrier Reef in Australia!

Today we went scuba diving. We swam slowly around the coral and saw some clownfish. They were very colorful and friendly.

Then we saw a big sea turtle. Turtles are not graceful on land, but they are very graceful in the water.

We swam back to the boat. Dolphins swam next to us and jumped out of the water.

This is the world's largest coral reef. It's a beautiful underwater world!

What About You?

- Can you swim underwater?
- What can you see underwater?

g'day = good day

New Words

scuba diving
coral reef
clownfish
underwater

D Write about a water activity.


Comments

Unit 5

The Future Let's Talk




A Listen and say. 2.02



Kate: What do you think you'll be when you grow up?

Jenny: I think I'll be a tennis player.


Kate: Good idea! You play tennis very well.



Kate: What about me? What do you think I'll be?

Jenny: Hmm. Maybe you'll be an engineer.

Kate: Really? I don't think so. I hate math.



Kate: I think I'll be a designer.

Jenny: You're probably right. You're really good at drawing.

Kate: Maybe I'll make a tennis outfit for you.

Jenny: That'll be great! Thanks.

 2.03

I think I'll be a tennis player.
Good idea!
You're probably right.

you will = you'll
I will = I'll
That will = That'll

B Watch the video.

C Practice the words.  2.04



1. a tennis player

2. a movie director

3. a designer

4. a hair stylist

5. a surgeon

6. a flight attendant

D Ask and answer.



2.05

What do you think **he'll** be?
I think **he'll** be a **hair stylist**.

he will = he'll
she will = she'll

E Listen and chant.  2.06 

What Will Lynn Be?

Will Lynn be a lawyer?
No, I don't think so.

Will she be a doctor?
No, I don't think so.

She won't be a lawyer.
She won't be a doctor.

What do you think she'll be?
I think she'll be an English teacher.

We'll see!



I can do this lesson.

Let's Learn



A Learn the words. 2.07



1. do the laundry



2. set the table



3. make the bed



4. dust the furniture



5. mop the floor




6. wash the car

B Ask and answer. 2.08

It's Saturday. Will Jenny, Andy, Kate, and Scott do their chores?



1



2



3



4

Will **Jenny** mop the floor?
Yes, **she** will. No, **she** won't.

will not = won't

C Ask and answer.  2.09



What will **she** do next?
She'll probably **do the laundry**.

they will = they'll
 he will = he'll
 she will = she'll

D Listen and chant.  2.10 


Will He Hit a Home Run?

Will he hit a home run?
 He probably won't.

Do the Reds play well?
 No, they don't.

Who will score a run?
 Maybe Bill.

Will the Blue Boys win?
 They probably will.



I can do this lesson.


Let's Learn More



A Learn the words. 2.11



1. do homework



2. wash the dishes



3. clean my desk



4. set the alarm



5. go fishing



6. go swimming



7. go bowling



8. go to sleep

B Ask and answer. 2.12

Kate, Jenny, Andy, and Scott are talking about what they will do after class.



What will you do after class?
I think I'll **go to sleep** after class.

C Play a game. Make sentences.  2.13



He probably won't do homework.
They'll probably go fishing.



D What about you?

What will you do after class?


I'll probably _____.

I probably won't _____.




I can do this lesson.




A Listen and read along. Then read again.  2.14

ELEPHANT CAMP

Today I went to an elephant camp in Thailand. The elephants and their trainers were playing soccer! They were very good. The elephants can play soccer better than I can!




Another elephant was painting a picture. Her name was Sai. She wrapped her trunk around the paintbrush. She painted a picture of a flower. Sai can paint better than I can!



I visited the elephant nursery, too. The baby elephants were very cute. They played all day. Maybe they'll be soccer players or painters someday!


New Words

another
wrapped
nursery
cute
painters

B Choose the correct answer.  2.15




- Where did he go?
a. to a zoo b. to a camp
- What did the baby elephants do all day?
a. They painted. b. They played.

C Understand the vocabulary.



She wrapped her trunk around the paintbrush.


What does wrapped her trunk around mean?



D Ask your partner.

1. Can elephants paint pictures?
2. Where were the baby elephants?

E Listen and write. Do you hear wr or wh? 2.16



1. _____ite

2. _____ap

3. _____ite

4. _____ale

F Learn about words. Read and write.



paint



brush



paintbrush



1. _____ + _____ = homework

2. _____ + _____ = sunglasses

3. _____ + _____ = snowboard

4. _____ + _____ = jellyfish



I can do this lesson.

Unit 6

Fun in the Seasons

Let's Talk



A Listen and say. 2.17



Scott: Summer is my favorite season.

Andy: Why?

Scott: Because it's hot and there's no school.



Scott: What's your favorite season?

Andy: Winter.

Scott: Why?

Andy: Because I like skiing.



Scott: I like skiing, too ... waterskiing!

Andy: That sounds like fun. Let's go waterskiing this summer!



I like waterskiing.
That sounds like fun.

B Watch the video.

Did You Know?

Summer in the Northern Hemisphere is usually June, July, and August. Summer in the Southern Hemisphere is usually December, January, and February.

C Practice the words. Ask and answer.  2.19

winter



1. ice skating

2. skiing

spring



3. planting flowers

4. flying kites


summer



5. going to the beach

6. waterskiing

fall



7. camping

8. picking apples

 2.20

Why do you like **winter**?

I like **winter** because I like **ice skating**.

D Listen and chant.  2.21 

What's Your Favorite Season?

What's your favorite season?

I love winter.

I don't like winter at all.

Why do you hate winter?

Because I hate the cold.

I like spring or fall.

What's your favorite season?


I love summer.

I don't like summer at all.

Why do you hate summer?

Because I hate the heat.

I don't like summer at all.



I can do this lesson.

Let's Learn



A Learn the words. 2.22



1. went backpacking



2. raked leaves



3. went sledding



4. had a snowball fight



5. had a picnic



6. picked flowers




7. went swimming



8. built a sandcastle

B Ask and answer. 2.23

Andy, Kate, Scott, and Jenny are showing photos of what they did last weekend.



What did you do last weekend?
I **built a sandcastle**.

C Ask and answer.  2.24




What did **he** do last weekend?
He went **backpacking**.

D Listen and sing.  2.25 

What Did You Do?

What did you do?
Where did you go?
Who did you see last night?
Please tell me.
What did you do?
Where did you go?
I had fun last night.
Oh, what did you do?
Where did you go?



I had a wonderful time.
I stayed home and did my homework.
I had a wonderful time.



I can do this lesson.

Let's Learn More



A Learn the words. 2.26



1. go trekking



2. go to a water park




3. go rafting



4. go to a baseball game



5. go scuba diving



6. go surfing



7. go snowboarding



8. go horseback riding

B Make sentences. 2.27


Andy, Scott, Jenny, and Kate are planning their next vacations. What will they do?



Andy will probably go surfing.

C Ask and answer.  2.28

1.



last summer




next summer

2.



last winter



next winter

3.



last spring




next spring

4.



last fall



next fall

What did **he** do last **summer**?
He went to a water park.

What will **he** do next **summer**?
He'll probably go scuba diving.

D What about you?


What did you do last summer?
What did you do last month?

What will you do next summer?
What will you do tomorrow?



I can do this lesson.



A Listen and read along. Then read again.  2.29

Butterflies




The monarch butterflies are here in California! They usually live up north in Canada during the summer. Every winter, they spread their wings and fly south to Mexico because they don't like the cold.



Monarch butterflies are beautiful. They fill the sky with orange and black spots when they fly.



In the winter, the butterflies stop in California to rest. They are in all the trees. Winter is my favorite season because the butterflies are here. They are graceful, colorful, and wonderful.



In the spring, they will fly north again to Canada.

New Words

monarch butterfly
north
spread
wings
south
wonderful

B Choose the correct answer.  2.30

- Where do monarch butterflies usually live?
a. in the north b. in the south
- Where will the butterflies go in the spring?
a. north b. south

C Understand the vocabulary.

They **spread** their wings and fly.



What does **spread** mean?



D Ask your partner.

1. Why do the butterflies fly south in the winter?
2. What's your favorite season? Why?

E Listen and write. Do you hear **spr** or **sp**? 2.31

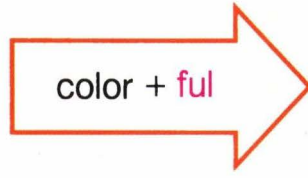


1. ____ot 2. ____ing 3. ____aghetti 4. ____ead 5. ____eak

F Learn about words. Read and write.



color



colorful



1. grace _____ 2. wonder _____



I can do this lesson.

Let's Review



A Listen and check. 2.32

1.



A



B



C

2.



A



B



C

3.



A



B



C

4.



A



B



C

5.



A



B



C

6.



A



B



C

7.



A



B



C

8.



A



B



C

B Let's read about Mt. Everest. 2.33


We're in Nepal!

John and Lisa's Travel Blog


Mt. Everest,
Nepal

Namaste from Mt. Everest, Nepal!


namaste = hello



We're not at the top of Mt. Everest because only mountain climbers can go there. But we can see the top!



We stayed with a host family in a small village last night. Everyone was very friendly. We ate curry and bread for dinner. It was delicious.



Summer is trekking season. It's too cold in the winter. Tomorrow, our guides will take us to the Everest Base Camp. We'll be at the top of the world!

What About You?

- What did you do last weekend? Did you go trekking in the mountains?
- Do you think you'll eat curry for dinner? What will you probably eat for dinner?

New Words

Mt. Everest
host family
village
curry

C Write about your visit to a new place.

Comments

Unit 7

The Senses

Let's Talk



A Listen and say. 2.34



Scott: Something smells good. What are you doing?

Kate: I'm baking cookies.

Scott: Are they done?

Kate: Almost.



Kate: Oh, no.

Scott: What happened?

Kate: I don't know. They don't look good.

Scott: They smell good. I'll try one.



Kate: How is it?











Scott: It tastes great!

 2.35

What happened?
I don't know.

B Watch the video.

C Say these.  2.36

-  Look at the butterfly.
It looks beautiful. 
-  Listen to the music.
It sounds wonderful. 
-  Smell the flower.
It smells good. 
-  Touch the rabbit.
It feels soft. 
-  Taste the candy.
It tastes sweet. 

D Practice the words. Make sentences.  2.37



1. sunset



2. bird



3. rose



4. pillow



5. strawberry



2.38

Look at the sunset.
It looks beautiful.

E Listen and chant.  2.39 

Listen! Do You Hear That Music?

Listen! Do you hear that music?
Yes, I do. It sounds beautiful!

Smell the roses. They smell sweet.
Mmmmm. They smell wonderful!

Look! Do you see that rainbow?
Yes, I do. It looks amazing!

Touch this pillow. It feels soft.
Mmmmm. It feels nice!

Taste these cookies. They taste good.
Mmmmm. They're delicious!



I can do this lesson.

Let's Learn



A Learn the words. 2.40




 1. rainbow / beautiful




 2. mask / ugly



 3. music / wonderful



 4. noise / awful




 5. garbage / bad



 6. soap / good

B Make sentences. 2.41

Kate, Jenny, Scott, and Andy are using their senses.
How do the things around them look, sound, and smell?



The rainbow looks beautiful.

look	→	looks
sound	→	sounds
smell	→	smells


C Ask and answer.  2.42



1. butterfly / beautiful



2. garbage / bad



3. noise / awful



4. mask / ugly



5. music / wonderful



6. rose / good

How does the **butterfly** look?
It **looks beautiful**.

D Listen and chant.  2.43 



I smell smoke.
Something's burning.
It smells terrible.
It smells awful.


I Smell Smoke

I see a horse.
Somebody's riding.
It looks wonderful.
It looks beautiful.



I hear music.
Somebody's singing.
It sounds wonderful.
It sounds beautiful.

I hear English.
Somebody's speaking.
It sounds interesting.
It sounds beautiful.



I can do this lesson.

Let's Learn More



A Learn the words. 2.44



1. pillow / soft



2. rock / hard



3. mirror / smooth



4. tree / rough



5. honey / sweet



6. lemon / sour



7. potato chip / salty



8. dark chocolate / bitter

B Ask and answer. 2.45

Jenny and Andy went to a day care center. They talked with the children about the senses.




How does the **mirror** feel?
The **mirror** feels **smooth**.

feel → feels
taste → tastes

C Play a game. Ask and answer.  2.46

Does it **feel rough** or **smooth**?
It **feels rough**.




D Ask your partner.  2.47

Which do you like better, **salty food** or **sweet food**?
I like **salty food** better.

1. salty food or sweet food?
2. loud music or quiet music?
3. sweet chocolate or bitter chocolate?
4. a soft pillow or a hard pillow?

 I can do this lesson.



A Listen and read along. Then read again.  2.48

Why Do Foods Taste Different?

You need two things to taste food: taste buds and a sense of smell.

Taste buds are on your tongue. They help you taste each kind of flavor. Taste buds tell you that ice cream is sweet, potato chips are salty, lemons are sour, and some dark chocolate is bitter.

Your sense of smell is important, too. It helps you taste.


Try this. Drink a glass of apple juice. It will taste sweet. Then pinch your nose closed. Drink some more juice. Now you can't taste it because you can't smell it.



sweet



sour




salty



bitter

New Words

taste buds flavor
sense pinch
tongue

B Choose the correct answer.  2.49

- Where are your taste buds?
 - on your nose
 - on your tongue
- Can you taste food when you pinch your nose?
 - Yes, you can.
 - No, you can't.


C Understand the vocabulary.



Pinch your nose closed.

What does **pinch** mean?

a.



b.




c.



D Ask your partner.

1. Why do foods taste different?
2. What's your favorite flavor? Why?

E Listen and write. Do you hear **nch** or **ch**? 2.50



1. pi_____

2. rea_____

3. lu_____

4. pea_____


F Learn about words. Read and write.



salt

salt + y

salty



1. rain → _____

2. snow → _____

3. cloud → _____

4. wind → _____



I can do this lesson.

Unit 8

New Experiences

Let's Talk



A Listen and say. 2.51



Jenny: Guess what!

Scott: What?

Jenny: I'm going to go to France this summer.

Scott: That's exciting!



Scott: Have you been there before?

Jenny: No. It's my first time.

Scott: I've been there twice. My uncle lives there. I visited him last summer.



Jenny: Wow! You're lucky! I don't know anyone there.

Scott: You'll love France!

Jenny: There's only one problem. I don't speak French!


 2.52

Have you been there before?
No. It's my first time.
Yes. I've been there twice.

be → been

B Watch the video.

C Practice the words. Ask and answer.  2.53




1. Egypt



2. China



3. Hawaii



4. Nepal




5. the Grand Canyon



6. Mt. Everest



7. France



8. the Great Barrier Reef



2.54

Have you ever been to **Egypt**?
Yes, I have. No, I haven't.

D Listen and chant.  2.55 

Have You Ever?

Have you ever climbed
Mt. Everest?

Yes, I have.

I loved it.

You will, too.

Have you ever been
to China?

Yes, I have.

I loved it.

You will, too.

Have you ever been to Egypt?

No, I haven't.

Have you ever been to Hawaii?

No, I haven't.

I've been there and everywhere.

I loved it.

You will, too.



I can do this lesson.

Let's Learn



A Learn the words. 2.56



1. fried noodles



2. potato salad



3. sushi



4. ravioli



5. crepes



6. kimchi



7. tofu



8. tacos

B Ask and answer. 2.57


Kate and Andy are talking about foods they have eaten. They want to taste new foods.



Have you ever eaten **sushi**?
Yes, I have. No, I haven't.

eat → eaten

C Make sentences.  2.58



I've eaten **crepes**.
I've never eaten **kimchi**.

I have → I've

D Listen, point, and chant.  2.59 

Have You Ever Eaten Sushi?

Have you ever eaten sushi?
No, I haven't, but I'll try it tonight.
All right.

Have you ever eaten tacos?
No, I haven't, but I'll try them
tonight.
All right.

Have you ever eaten tofu?
Yes, I have.



Have you ever eaten crepes?
Yes, I have.
But I've never eaten sushi.
And I've never eaten tacos.
I'll try them tonight.
All right.



I can do this lesson.

Let's Learn More



A Learn the words. 2.60



1. a crocodile



2. an ostrich



3. a panda



4. a penguin



5. a llama



6. a kangaroo




7. a koala



8. a hippopotamus

B Ask and answer. 2.61

Scott and Jenny are talking about animals they have seen. Scott has seen a crocodile and a penguin. Jenny has seen a panda, an ostrich, and a kangaroo.



Have you ever seen a crocodile?

Yes, I have.

No, I haven't.

see → seen

C Play a game. Ask and answer.  2.62



Has she ever seen a crocodile?
Yes, she has. No, she hasn't.

seen
been
eaten


D What about you?  2.63

1.  Hawaii
2. 
3. 
4. 

I've been to Hawaii.
I've never been to Hawaii.

 I can do this lesson.



A Listen and read along. Then read again.  2.64



Have you ever played hopscotch? Its history is unclear, but we know it's a very old game! Ancient Romans played hopscotch. The hopscotch court was 200 meters long.

Hopscotch Around the World



In Albania, children play hopscotch on a square court. There are nine small squares inside one big square.




In France, you can find spiral hopscotch courts. All around the world, children love to play hopscotch!



Today, children in many countries play hopscotch. The game has many different names, and courts have different shapes. But, the rules are similar. Children put markers on a court and hop.

New Words

Ancient Romans
court
200 meters long
Albania
spiral



B Choose the correct answer.  2.65

- How old is hopscotch?
 - It's 200 years old.
 - No one knows. The history is unclear.
- Where can you find a spiral hopscotch court?
 - France
 - Albania

C Understand the vocabulary.

In France you can find **spiral** hopscotch courts.

What does **spiral** mean?




D Ask your partner.

1. Have you ever played hopscotch?
2. What's your favorite game?

E Listen and write. Do you hear **tch** or **t**? 2.66



1. pu_____



2. ca_____



3. ca_____



4. hopsco_____

F Learn about words. Read and write.



clear

un + clear

unclear



1. friendly → _____

2. do → _____

3. wrap → _____

4. sure → _____




I can do this lesson.

Let's Review



A Listen and number. 2.67



B Listen and check. 2.68



Jenny



Andy

	Yes	No	Yes	No
1. eaten tacos				
2. been to Hawaii				
3. seen a crocodile				

C Let's read about the Grand Canyon. 2.69

We're in the U.S.A.!

John and Lisa's Travel Blog

Grand Canyon,
U.S.A.




Hello from the Grand Canyon, U.S.A.!

This morning, we went rafting on the Colorado River. The river goes through the Grand Canyon. We went through a lot of rapids. They were very rough. We've never gone rafting before. It was exciting.



In the afternoon, we camped near the river. For dinner, the guides cooked steaks over a campfire. The steaks smelled and tasted delicious!



Tonight we're going to sleep outside. We can hear the river. It sounds wonderful. We can also see a lot of stars. We've never seen so many stars!



What About You?

- Have you ever gone rafting?
- Have you ever cooked over a campfire?

New Words

Colorado River
rapids
campfire

D Write about a new experience.

Comments

Let's Go 5 Syllabus

Let's Remember

Do you want to go skateboarding?
What happened?
Which ball is bigger?

Is it going to rain?
I'm not sure.
It's dark. You need a flashlight.

Let's Talk	Let's Learn	Let's Learn More	Let's Read
Unit 1 How Much Food?			
<p>Conversation: Is everything ready for the party? Are there enough pretzels? I think so. How many cans of soda are there? There's only one can. How many cans do we need? We need twelve cans.</p> <p>Food: a can of tomatoes, cans of beans, a bag of potato chips, bags of pretzels, a bottle of water, bottles of soda, a piece of pizza, pieces of watermelon</p> <p>Song: One Piece of Pizza</p>	<p>Quantities of Food: a lot of/a few nuts, a lot of/a few cupcakes, a lot of/a few blueberries, a lot of/a few cherries</p> <p>Language: There are a lot of nuts. There are a few cupcakes. How many sandwiches are there? There are a lot of/a few sandwiches.</p>	<p>Quantities of Food: a lot of/a little pudding, a lot of/a little fruit, a lot of/a little lemonade, a lot of/a little pie</p> <p>Language: How much fruit is there? There is a lot of fruit. There is a little pie. How many peaches are there?</p> <p>Chant: Is There a Lot of Milk?</p>	<p>Descriptive Article: Dinosaurs</p> <p>Questions</p> <p>Vocabulary: reach</p> <p>Phonics: mp jump mb climb</p> <p>Word Study: long + er = longer</p>
Unit 2 Comparing Animals			
<p>Conversation: Did you know that a zebra is slower than a gazelle? Which animal is faster? A cat or a polar bear? I'm not sure. A cat is as fast as a polar bear! Are you sure? Yes, I'm sure.</p> <p>Animals: a wolf, a zebra, a cheetah, a gazelle, a rhinoceros, a polar bear, a squirrel, a skunk</p> <p>Chant: A Gazelle Is as Fast as a Lion</p>	<p>Comparatives: fast, faster, fastest; slow, slower, slowest; large, larger, largest; small, smaller, smallest</p> <p>Language: Which one is faster? The gazelle is faster. Which one is the fastest? The cheetah is the fastest.</p> <p>Chant: Cheetah Chant</p>	<p>Descriptions: colorful, graceful, expensive, delicious</p> <p>Language: Which one is more/less colorful? The fish is more colorful. The frog is less colorful. Which one is the most/the least graceful? The gazelle is the most graceful. The elephant is the least graceful.</p>	<p>Article: What Do You Know About Animals?</p> <p>Questions</p> <p>Vocabulary: look like</p> <p>Phonics: ir bird ar scarf</p> <p>Word Study: small + est = smallest</p>
Let's Review Units 1 and 2		Reading: John and Lisa's Travel Blog—Panda Kindergarten, China	
Unit 3 Last Weekend			
<p>Conversation: How was your weekend? It was great. How was yours? It was pretty good. What did you do? My brother and I went for a bike ride. That sounds like fun. What did you do last weekend? I went shopping and bought this new bike.</p> <p>Weekend Activities: went for a walk/a bike ride/a swim; went bowling/shopping/skating</p> <p>Chant: Last Summer, What Did You Do?</p>	<p>Weekend Activities: skateboarding, hiking, taking pictures, playing volleyball, running, walking the dogs</p> <p>Language: What was Kate doing? She was walking the dogs. What was she doing yesterday? What were they doing yesterday?</p> <p>Chant: Our Dogs</p>	<p>Weekend Activities: buying sneakers, mailing a package, playing catch, watching DVDs, borrowing books, surfing the Internet</p> <p>Language: Where was Andy this morning? He was at home. What was he doing there? He was watching DVDs. What were they doing this afternoon?</p>	<p>Informational Story: Fruits, Seeds, and Stones</p> <p>Questions</p> <p>Vocabulary: stone</p> <p>Phonics: str strawberry st star</p> <p>Word Study: strawberry - y + ies = strawberries</p>
Unit 4 Activities			
<p>Conversation: Are you ready? Not yet. Wait a minute. I think I forgot to do something. Did you put on sunscreen? Yes, I did. I put it on. Did you turn off the radio? Yes, I turned it off. Oh, no! I forgot to take off my watch.</p> <p>Routines: put on sunscreen, turn on the TV, take off your watch, turn off the radio, turn in your homework, turn up the heat, clean up your room, turn down the music</p> <p>Song: Tom Came Home and Turned On the Radio</p>	<p>Adverbs: walk quickly, walk slowly, speak loudly, speak quietly, paint beautifully, dance gracefully</p> <p>Language: How does Kate dance? She dances gracefully. Does she walk quickly? Yes, she does. No, she doesn't. She walks slowly.</p> <p>Chant: My Friend Joe Is Very Slow</p>	<p>Activities: play the guitar, speak English, ride a unicycle, bake, cook, sew</p> <p>Language: What does Kate do well? She sews very well. She speaks English very well.</p>	<p>Article: The Best Pet</p> <p>Questions</p> <p>Vocabulary: swirl</p> <p>Phonics: It quilt ld cold</p> <p>Word Study: graceful + ly = gracefully</p>
Let's Review Units 3 and 4		Reading: John and Lisa's Travel Blog—Great Barrier Reef, Australia	



Let's Talk	Let's Learn	Let's Learn More	Let's Read
Unit 5 The Future			
<p>Conversation: What do you think you'll be when you grow up? I think I'll be a tennis player. You play tennis very well. What do you think I'll be? Maybe you'll be an engineer. I don't think so. I think I'll be a designer. You're probably right. You're really good at drawing.</p> <p>Occupations: a tennis player, a movie director, a designer, a hair stylist, a surgeon, a flight attendant</p> <p>Chant: What Will Lynn Be?</p>	<p>Chores: do the laundry, set the table, make the bed, dust the furniture, mop the floor, wash the car</p> <p>Language: Will Jenny mop the floor? Yes, she will. No, she won't. What will she do next? She'll probably do the laundry.</p> <p>Chant: Will He Hit a Home Run?</p>	<p>After School: do homework, wash the dishes, clean my desk, set the alarm, go fishing/swimming/bowling, go to sleep</p> <p>Language: What will you do after class? I think I'll go to sleep after class. He probably won't do homework. They'll probably go fishing.</p>	<p>Article: Elephant Camp</p> <p>Questions</p> <p>Vocabulary: wrapped</p> <p>Phonics: wr write wh white</p> <p>Word Study: paint + brush = paintbrush</p>

Unit 6 Fun in the Seasons			
<p>Conversation: Summer is my favorite season. What's your favorite season? Winter. Why? Because I like skiing. I like skiing too . . . waterskiing! That sounds like fun.</p> <p>Seasonal Activities: winter, spring, summer, fall, ice skating, skiing, planting flowers, flying kites, going to the beach, waterskiing, camping, picking apples</p> <p>Chant: What's Your Favorite Season?</p>	<p>Seasonal Events: went backpacking/sledding/swimming, raked leaves, had a snowball fight/picnic, picked flowers, built a sandcastle</p> <p>Language: What did you do last weekend? I built a sandcastle. What did he do last weekend?</p> <p>Song: What Did You Do?</p>	<p>Vacation Ideas: go trekking/rafting/scuba diving/surfing/snowboarding/horseback riding, go to a water park/baseball game</p> <p>Language: Andy will probably go surfing. What did he do last summer? He went to a water park. What will he do next summer?</p>	<p>Photo Essay: Butterflies</p> <p>Questions</p> <p>Vocabulary: spread</p> <p>Phonics: sp spot spr spring</p> <p>Word Study: color + ful = colorful</p>

Let's Review Units 5 and 6 Reading: John and Lisa's Travel Blog—Mt. Everest, Nepal

Unit 7 The Senses			
<p>Conversation: Something smells good. What are you doing? I'm baking cookies. Are they done? Almost. What happened? I don't know. They don't look good. They smell good. I'll try one. How is it? It tastes great!</p> <p>Using the Senses: look, listen, smell, touch, taste, sunset, bird, rose, pillow, strawberry</p> <p>Chant: Listen! Do You Hear That Music?</p>	<p>Senses: rainbow/beautiful, mask/ugly, music/wonderful, noise/awful, garbage/bad, soap/good</p> <p>Language: The rainbow looks beautiful. How does the butterfly look? It looks beautiful.</p> <p>Chant: I Smell Smoke</p>	<p>Senses: pillow/soft, rock/hard, mirror/smooth, tree/rough, honey/sweet, lemon/sour, potato chip/salty, dark chocolate/bitter</p> <p>Language: How does the mirror feel? The mirror feels smooth. Does it feel smooth or rough? It feels rough.</p>	<p>Descriptive Article: Why Do Foods Taste Different?</p> <p>Questions</p> <p>Vocabulary: pinch</p> <p>Phonics: nch pinch ch reach</p> <p>Word Study: salt + y = salty</p>

Unit 8 New Experiences			
<p>Conversation: Guess what? I'm going to go to France this summer. Have you been there before? No. It's my first time. I've been there twice. You'll love France! There's only one problem. I don't speak French!</p> <p>Places: Egypt, China, Hawaii, Nepal, the Grand Canyon, Mt. Everest, France, the Great Barrier Reef</p> <p>Chant: Have You Ever?</p>	<p>International Foods: fried noodles, potato salad, sushi, ravioli, crepes, kimchi, tofu, tacos</p> <p>Language: Have you ever eaten sushi? Yes, I have. No, I haven't. I've eaten crepes. I've never eaten kimchi.</p> <p>Chant: Have You Ever Eaten Sushi?</p>	<p>Animals from Many Places: a crocodile, an ostrich, a panda, a penguin, a llama, a kangaroo, a koala, a hippopotamus</p> <p>Language: Have you ever seen a crocodile? Yes, I have. No, I haven't. Has she ever seen a crocodile? Yes, she has. No, she hasn't.</p>	<p>Article: Hopscotch Around the World</p> <p>Questions</p> <p>Vocabulary: spiral</p> <p>Phonics: t put tch catch</p> <p>Word Study: un + clear = unclear</p>

Let's Review Units 7 and 8 Reading: John and Lisa's Travel Blog—Grand Canyon, U.S.A.

Word List

A	ago 10	Albania 72	almost 58	Ancient Romans 72	another 46	Australia 39	awful 60
B	backwards 18	bad 60	bag of potato chips 5	bags of pretzels 5	bake 34	bamboo 21	base camp 57
	because 48	before 66	bike ride 22	bitter 62	blueberries 6	bones 10	borrowing books 26
	bottle of water 5	bottles of soda 5	bought 22	box jellyfish 18	built a sandcastle 50	butterflies 54	buying sneakers 26
C	campfire 75	camping 49	can of tomatoes 5	cans of beans 5	carrots 21	change 18	chase 21
	cheetah 15	cherries 6	China 21	clean my desk 44	clean up your room 31	clownfish 39	Colorado River 75
	colorful 16	cook 34	coral reef 39	court 72	crepes 68	crocodile 70	cupcakes 6
	curry 57	cute 46	D	dance gracefully 32	dark chocolate 62	delicious 16	designer 40
	dinosaurs 10	do the laundry 42	dust the furniture 42	E	Egypt 67	elephant camp 46	enough 4
	ever 68	exciting 66	expensive 16	F	farmers' market 28	fast 14	faster 14
	fastest 14	favorite 48	few 6	fingerprints 18	first 66	flavor 64	flight attendant 41
	flying kites 49	France 66	fried noodles 68	fruit 8	G	gazelle 12	go bowling 44
	go fishing 44	go horseback riding 52	go rafting 52	go scuba diving 52	go snowboarding 52	go surfing 52	go swimming 44
	go to a baseball game 52	go to a water park 52	go to sleep 44	go trekking 52	going to the beach 49	goldfish 36	graceful 16
	Grand Canyon 67	Great Barrier Reef 39	greyhound 15	H	had a picnic 50	had a snowball fight 50	hair stylist 41
	happened 58	hard 62	hate 40	Hawaii 23	hiking 24	hippopotamus 70	honey 62
	hopscotch 72	host family 57	hummingbird 18	I	ice skating 49	K	kimchi 68
	kindergarten 21	koala 70	L	large 14	larger 14	largest 14	least 16
	lemon 62	lemonade 8	less 16	lion 13	little 8	llama 70	London 23
	longer 11	look like 19	lot 6	loudly 32	lucky 66	M	mailing a package 26
	make the bed 42	markers 72	mask 60	maybe 40	meat 10	meters 72	millions 10
	mimic octopus 18	mirror 62	monarch butterflies 54	mop the floor 42	more 16	most 16	mountain climbers 57
	movie director 41	Mt. Everest 57	much 8	music 59	N	Nepal 57	never 69
	newborn 21	next fall 53	next spring 53	next summer 53	next winter 53	noise 60	north 54
	nursery 46	nuts 6	O	ostrich 70	outfit 40	P	paint beautifully 32
	painters 46	panda 21	penguin 70	pet 36	picked flowers 50	picking apples 49	pie 8
	piece of pizza 5	pieces of watermelon 5	pillow 59	pinch 64	pit 28	plants 10	play the guitar 34
	playing catch 26	playing volleyball 24	polar bear 12	popular 36	potato chip 62	potato salad 68	pretty good 22
	pretzels 4	probably 12	pudding 8	put on sunscreen 31	R	racehorse 15	radio 30
	rainbow 59	raked leaves 50	rapids 75	ravioli 68	reach 11	ready 30	really 12
	rhinoceros 13	ride a unicycle 34	river 75	rose 59	rough 62	running 24	S
	salty 62	scuba diving 39	seeds 28	sense 64	set the alarm 44	set the table 42	sew 34
	shape 18	skateboarding 24	skiing 48	skunk 12	slow 14	slower 14	slowest 14
	smaller 14	smallest 14	smash 18	smell 59	smoke 61	smooth 62	soap 60
	soccer 46	soft 59	sour 62	south 54	speak English 34	speak loudly 32	speak quietly 32
	spiral 72	spots 54	spread 54	squirrel 13	starfruit 28	steaks 75	stick of butter 21
	stone 28	strawberries 28	sunset 59	surgeon 41	sushi 68	swam 39	sweet 62
	swirl 36	T	tacos 68	take off your watch 31	taking pictures 24	taste 59	taste buds 64
	tennis player 40	tofu 68	tomato 28	tongue 64	touch 59	trainers 46	trunk 46
	tumble 21	turn down the music 31	turn in your homework 31	turn off the radio 31	turn on the TV 31	turn up the heat 31	turtle 14
	twice 66	U	U.S.A. 75	ugly 60	unclear 73	underwater 39	V
	vegetable 28	village 57	W	walk quickly 32	walk slowly 32	walking the dogs 24	wash the car 42
	wash the dishes 44	watching DVDs 26	waterproof 30	waterskiing 48	went backpacking 50	went bowling 23	went for a bike ride 23
	went for a swim 23	went for a walk 23	went shopping 23	went skating 23	went sledding 50	went swimming 50	wings 54
	wolf 13	won't 42	wonderful 54	world 39	wrapped 46	Y	yet 30
	Z	zebra 12					

Oxford University Press is the world's authority on the English language.

As part of the University of Oxford, we are committed to furthering English language learning worldwide.

We continuously bring together our experience, expertise and research to create resources such as this one, helping millions of learners of English to achieve their potential.



OXFORD
UNIVERSITY PRESS

www.oup.com/elt



Let's talk. Let's learn. Let's Go!

Energize your English classes with the trusted methodology of **LET'S GO**.

LET'S GO is full of fun, collaborative activities that get students talking in English from the very beginning.

- NEW** **Animated videos:** conversations, songs, and chants create excitement in class and motivate students to speak in English
- NEW** **Teacher's Resource Center:** Online Practice and an extensive online library of easy-to-access teaching resources help get the most out of each class
- NEW** **Can-do statements:** can-do statements with supporting activities allow students to measure their progress
- NEW** **Reading texts:** engaging texts build students' confidence in phonics and reading comprehension
- NEW** **Let's Begin series:** a two-level introductory course provides the perfect building blocks for learning English

Students

- **Student Book**
- **Workbook**
Online Practice
- **Online Play**
Student's Website

Teachers

- **Teacher's Pack**
Classroom Presentation Tool,
Teacher's Guide, and Teacher's
Resource Center
- **Class Audio CDs**
- **Teacher Cards**

CEFR

B1

A2

A1

ISBN 978-0-19-404972-6



9 780194 049726