

OXFORD

3

STUDENT BOOK

# LET'S GO

5th Edition



Ritsuko Nakata  
Karen Frazier  
Barbara Hoskins  
Carolyn Graham



 **Class Audio**

Find the audio tracks on Online Play:  
[www.oup.com/elt/letsgo](http://www.oup.com/elt/letsgo)

**STUDENT BOOK**

**3**  
**LET'S GO**  
5th Edition



**Ritsuko Nakata   Karen Frazier   Barbara Hoskins**

SONGS AND CHANTS BY  
**Carolyn Graham**

**OXFORD**  
UNIVERSITY PRESS

**OXFORD**

UNIVERSITY PRESS

198 Madison Avenue

New York, NY 10016 USA

Great Clarendon Street, Oxford, OX2 6DP, United Kingdom

Oxford University Press is a department of the University of Oxford.

It furthers the University's objective of excellence in research, scholarship,

and education by publishing worldwide. Oxford is a registered trade

mark of Oxford University Press in the UK and in certain other countries

© Oxford University Press 2018

The moral rights of the author have been asserted

First published in 2018

2022 2021 2020 2019 2018

10 9 8 7 6 5 4 3 2 1

**No unauthorized photocopying**

All rights reserved. No part of this publication may be reproduced, stored in a retrieval system, or transmitted, in any form or by any means, without the prior permission in writing of Oxford University Press, or as expressly permitted by law, by licence or under terms agreed with the appropriate reprographics rights organization. Enquiries concerning reproduction outside the scope of the above should be sent to the ELT Rights Department, Oxford University Press, at the address above

You must not circulate this work in any other form and you must impose this same condition on any acquirer

Links to third party websites are provided by Oxford in good faith and for information only. Oxford disclaims any responsibility for the materials contained in any third party website referenced in this work

ISBN: 9780194049481 (Student Book)

Printed in China

This book is printed on paper from certified and well-managed sources

**ACKNOWLEDGMENTS**

*Cover illustration:* Daniel Griffo

*Back cover photograph:* Oxford University Press building/David Fisher

*Illustrations by:* Scott, Angle: 19, 37(tl); Jared Beckstrand: 16(t), 17, 43(t), 54, 55; Bob Berry: 15, 51, 56, 74; Beccy Blake: 35, 45(t); Scott Burroughs: 26(t), 27, 38, 49(t); Reginald Butler: 23(t)(b), 42(t), 43(b), 62(t), 63(b), 67, 68(t), 69; Mircea Catusanu: 23(c), 60(t), 61; The Chickos: 8(t); Bill Dickson: 44(t), 45(b); Marion Eldridge: 72, 73; James Elston: 6(t), 24(t), 53; Kathi Ember: 36; Ken Gamage: 41(t); Michael Gardner: revisions on pages 28, 29, 34, 42, 43, 53, 54, 55, 56, 62; Michael Garland: 64(b); Daniel Griffo: cats on pages 4, 6, 8, 10, 12, 14, 16, 18, 22, 24, 26, 28, 30, 32, 34, 36, 40, 42, 44, 46, 48, 50, 52, 54, 58, 60, 62, 64, 66, 68, 70 and 72; Diane Hays: 13; Richard Hoit: 32(t), 33; John Hom: 2, 3, 4, 6(b), 8(b), 12, 14(b), 16(b), 22, 24(b), 26(b), 30, 32(b), 34(b); Darryl Ligan: 18; Colleen Madden: 70(t), 71; Katie McDee: 9, 63(t); Janet McDonnell: 52(t); Keith Plechaty: globes on pages 19, 21, 37, 39, 57, 75 and map on page 29; Luciana Navarro Powell: 46; Jessie Reisch: 10, 11, 28, 29; Janet Skiles: 5; Apryl Stott: 31; Jim Talbot: 14(t), 40, 42(b), 44(b), 48, 50, 52(b), 58, 60(b), 62(b), 66, 68(b), 70(b); Jomike Tejido: 47; Chris Vallo: 25, 49(b), 59; Christina Wald: 64(t), 65; Jennifer Zivoin: 7, 20, 34(t), 41(b)

*The publishers would like to thank the following for their kind permission to reproduce photographs:* P-fotography/Shutterstock pg. 19 (tie-dye); Morgan Lane Photography/Shutterstock pg. 21 (boy); Bob Balestri/istockphoto.com pg. 21 (school house); Monkey Business Images/Shutterstock pg. 21 (kids in classroom); Dennis Kitchen Studio, Inc./OUP pg. 21(pencil); Sashkin/Shutterstock pg. 29 (alarm clock); Ross/Tom Stack Assoc/Alamy Stock Photo pg. 37 (mangrove tree frog); Photononstop/Alamy Stock Photo pg. 37 (flying frog); Tom Brakefield/Getty Images pg. 37 (African dwarf crocodile); Gelpi/Shutterstock pg. 39 (girl); Steve Bower/Shutterstock pg. 39 (beach); tropicdream/Shutterstock pg. 39 (whale); Koshevnyk/Shutterstock pg. 39 (stamp); EpicStockMedia/Shutterstock pg. 39 (water); Linda Johnsonbaugh/Shutterstock pg. 55 (dot background); Daniel Laflor/istockphoto.com pg. 57 (boy); Gelpi/Shutterstock pg. 57 (guitar); upthebanner/Shutterstock pg. 57 (Ireland coast); TRINACRIA PHOTO/Shutterstock pg. 57 (flute); MBI/Alamy pg. 75 (girl); guichaoua/Alamy pg. 75 (tourists); Dreamie/Shutterstock pg. 75 (CN Tower); VectorZilla/Shutterstock pg. 75 (Maple leaf); Dennis Kitchen Studio, Inc./OUP pg. 75 (pencil)

# Table of Contents

Let's Remember .....	2
Unit 1 At School .....	4
Unit 2 Clothing.....	12
<b>Let's Review Units 1 and 2.....</b>	<b>20</b>
Unit 3 Places .....	22
Unit 4 Occupations .....	30
<b>Let's Review Units 3 and 4 .....</b>	<b>38</b>
Unit 5 Activities.....	40
Unit 6 What Time Is It?.....	48
<b>Let's Review Units 5 and 6 .....</b>	<b>56</b>
Unit 7 Yesterday and Today .....	58
Unit 8 My Home .....	66
<b>Let's Review Units 7 and 8.....</b>	<b>74</b>
Syllabus .....	76
Word List .....	78



Kate



Andy



Jenny



Scott



Ginger



Sam



Let's Talk



Let's Learn



Let's Learn More



Let's Read


**Phonics**

Phonics



Let's Review

# Let's Remember

A Listen, point, and say.  1.02



Cafe Blue



I have a new game!

What time is it?

He's my teacher.

She's my doctor.

It's 12:30.

KIDS SHOP

KIDS SHOP

SPECIAL

COFFEE \$2.49  
MOCHA \$3.99  
SALAD \$4.29


It's a sunny day!




He's going to the park.



This is Kate's umbrella.



Goodbye!



See you later.



These are my favorite cookies!



# Unit 1


## At School Let's Talk



### A Listen and say. 1.03

Oh, no! I don't have any potato chips.

I think I have some.



Really? Can I have some?

Sure. Help yourself!

Thanks! Do you want some grapes?

Yes, please. Thanks!



Can I have some?  
Sure. Help yourself!

### B Watch the video.





**C** Practice the words. Make sentences.  1.05



1. popcorn



2. candy



3. peanuts



4. crackers



5. potato chips



I have some **popcorn**.  
I don't have any **candy**.

**D** Listen and sing.  1.07 

## No Popcorn

I have some candy,  
I have some grapes,  
but I don't have any popcorn.  
No popcorn, no popcorn,  
I don't have any popcorn!

Do you want some grapes?  
I have some, but I don't  
have any popcorn.  
Do you want some peanuts?  
I have some peanuts, but I don't  
have any popcorn.

No popcorn, no popcorn,  
I don't have any popcorn.  
I want some popcorn, yes, I do.  
I love popcorn!  
I do, too!



I can do this lesson.

# Let's Learn




## A Learn the words. 1.08



1. chalk



2. paint




3. tape




4. scissors



5. glue



6. paper



7. ribbon



8. string

## B Ask and answer. 1.09

What does he have?


He has some chalk.



1.10

What does	he she	have?	He She	has some <b>chalk</b> .
-----------	-----------	-------	-----------	-------------------------

**C** Make sentences.  1.11



She has some tape.

He doesn't have any glue.

**D** Watch, point, and sing.    1.13

## Sue Doesn't Have Any Glue

Sue doesn't have any glue.  
 Sue doesn't have any glue.  
 Sue has some paper.  
 Sue has some string.  
 Sue has a bird,  
 and it's learning to sing.  
 Sue has some ribbon.  
 Sue has some chalk.  
 Sue has a dog,  
 and it's learning to talk.



But Sue isn't happy.  
 No, she's feeling blue.  
 Sue doesn't have any glue. (Boo hoo!)  
 Sue doesn't have any glue.



I can do this lesson.

# Let's Learn More



## A Learn the words. 1.14



1. magnets




2. scissors



3. calculators



4. colored pencils




5. rubber bands



6. push pins



7. paint brushes



8. staplers

## B Ask and answer. 1.15

Does she have any magnets?

Yes, she does.



Does **she** have any **magnets**?

Yes, **she** does.

No, **she** doesn't.

**C** Play a game. Ask your partner.  I.17

Do they have any **chalk**?

Yes, they do.  
No, they don't.



**D** Make sentences.

He has some \_\_\_\_\_.

They have some \_\_\_\_\_.

She has some \_\_\_\_\_.

They don't have any \_\_\_\_\_.



I can do this lesson.



**A** Listen, point, and say.  1.18

**bl**

black



glass



plate



blue



glue



plant



**B** Listen, point, and chant.  1.19 

### Big Black Butterfly

Quick! Look at the big **black** butterfly

Dancing on the little green **plant**!


Pick up your **glass**. Now he's on your **plate**!

He's on your **blue** gloves! He's beautiful!



**C** Listen and read along.  1.20

# Sam's Plant




1

Sam has a little green plant.  
He has a glass pot and a blue plate.



2

He puts the plant in the glass pot.  
He puts the pot on the blue plate.



3

The plant is big. Oh, no!  
Sam doesn't have any glue!



4

Sam puts the plant in a black pot.  
The black pot is big!

**D** Listen and circle.  1.21

- |                                    |                  |                    |
|------------------------------------|------------------|--------------------|
| 1. What color is the plate?        | a. blue          | b. black           |
| 2. Does Sam have any glue?         | a. Yes, he does. | b. No, he doesn't. |
| 3. Is the black pot big or little? | a. big           | b. little          |



I can do this lesson.

# Unit 2

## Clothing Let's Talk




### A Listen and say. 1.22

Which hat do you like?



Which hat do you like?



What about this one?



We want these hats, please!



 1.23

Which hat do you like?  
I like the red one.  
I don't know.

### B Watch the video.





**C Practice the words. Ask and answer.**  1.24



1. striped



2. polka-dot



3. plaid



4. checked



1.25

Which hat do you like?  
I like the **striped** one.

**D Listen and chant.**  1.26 



### Red Plaid Hat

Which hat do you like?  
I like the striped one.  
Which one do you like?  
I don't know.

What about this one?  
It's OK, but oh! Look at that!  
Look at that red plaid hat! Wow!  
Look at that red plaid hat!  
Look at that red plaid hat!

Which hat do you like?  
I like the checked one.  
Which one do you like?  
I don't know.

What about this one?  
It's OK, but oh! Look at that!  
Look at that polka-dot hat! Wow!  
Look at that pink polka-dot hat!  
Look at that polka-dot hat!



I can do this lesson.

# Let's Learn



## A Learn the words. 1.27



1. a blouse



2. a skirt



3. a dress



4. a shirt



5. pants



6. shorts



7. shoes



8. socks

## B Ask and answer. 1.28



1.29

What's **she** wearing?

**She's** wearing a dress.

**C** Make sentences.  1.30

1.



2.




3.



4.



5.



6.



He's wearing a shirt.  
He's not wearing a skirt.

They're wearing pants.  
They're not wearing shorts.

**D** Watch, point, and sing.    1.32

## Cowboy Boots

Cowboy boots from Dallas, Texas.  
Cowboy boots from Dallas, Texas.  
Cowboy boots from Dallas, Texas.  
Everybody's wearing cowboy boots.

What's she wearing?

Cowboy boots.

What's he wearing?

Cowboy boots.

What are they wearing?

Cowboy boots.

Cowboy boots from Dallas, Texas.



I can do this lesson.

# Let's Learn More



## A Learn the words. 1.33



1. a T-shirt



2. a jacket



3. a sweater



4. a sweatshirt



5. jeans



6. pajamas



7. slippers




8. boots

## B Ask and answer. 1.34

Whose jacket is this?

It's Scott's jacket.



Whose jeans are these?

They're Jenny's jeans.




1.35

Whose **jacket** is this?  
It's **Scott's jacket**.

Whose **jeans** are these?  
They're **Jenny's jeans**.


**C** Make sentences.  1.36



It's **her** jacket.

They're **her** boots.

**D** Ask and answer.  1.38



Is **his** sweater green?

Yes, it is.

No, it isn't.

Are **her** boots blue and white?

Yes, they are.

No, they aren't.



I can do this lesson.



**A** Listen, point, and say.  1.40

### br

brown



bread



### gr

green



grapes



### pr

pretty



prune



**B** Listen, point, and chant.  1.41 


### Brown Bread for Breakfast


Brown **br**ead for **br**eakfast!

Two **gr**een **gr**apes for lunch!

Brown **br**ead for **br**eakfast!

Pretty little **pr**unes for **br**unch!



**C** Listen and read along.  1.42

# A New SHIRT




Greta is making a T-shirt for her brother. She is using tea, grapes, and leaves. They make pretty colors.



Tea makes brown, grapes make purple, and leaves make green.



The shirt is finished. Greta's brother says, "I love my new shirt!"

**D** Listen and circle.  1.43

1. Is Greta making a shirt?
  - a. Yes, she is.
  - b. No, she isn't.
2. What does Greta use to make colors?
  - a. paint, pens, and glue
  - b. tea, grapes, and leaves
3. What color is Greg's T-shirt?
  - a. It's purple, blue, and green.
  - b. It's purple, brown, and green.



I can do this lesson.

# Let's Review



## A Listen and check. 1.44



A  B  C



A  B  C





A  B  C



A  B  C

## B Listen and number. 1.45









# C Let's Read About Tony

1.46

My name is Tony. I live in the United States. I go to a small school. There are twelve students in my class. We use computers in class.



## What about you?

Where do you live?

How many students are in your class?

## New Words

live  
students  
class  
computers


## D Your turn. Write a letter to Tony.

Dear Tony,

My name is \_\_\_\_\_. I live in \_\_\_\_\_.  
I go to a \_\_\_\_\_ school.  
There are \_\_\_\_\_ students in my class.

Your friend,

\_\_\_\_\_



# Unit 3

## Places Let's Talk




### A Listen and say. 1.47

Excuse me. Where's the nurse's office?



It's next to the gym.  
Follow me.

OK.



Here's the nurse's office.

Thanks for your help.

You're welcome.

 1.48

Thanks for your help.  
You're welcome.

### B Watch the video.

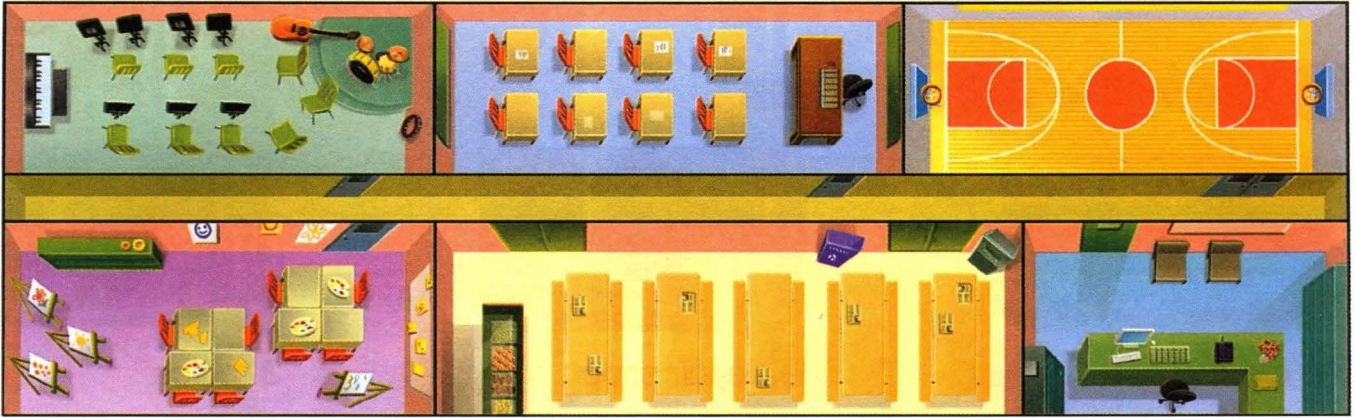


**C Practice the words. Ask and answer.**  1.49

1. music room

2. classroom

3. gym



4. art room

5. lunchroom

6. office



Where's the **lunchroom**?

It's **next to** the **art room**.

It's **across from** the **classroom**.

It's **between** the **art room** and the **office**.



across from



between



next to

**D Listen, point, and sing.**  1.51 

**Where's the Classroom?**

Where's the **classroom**?

It's next to the **gym**.

Where's the **classroom**?

It's next to the **gym**.

Where's the **gym**?

It's next to the **classroom**.

Where's the **classroom**?

It's next to the **gym**.

Where's the **music room**?

It's across from the **art room**.

Where's the **art room**?

It's across from the **music room**.

Where's the **lunchroom**?


It's between the **art room** and the **office**.

Where's the **office**?

It's across from the **gym**.



**Where's the Classroom?**




I can do this lesson.

# Let's Learn



## A Learn the words. 1.52




1. clinic




2. repair shop



3. office



4. factory



5. store



6. bakery

## B Ask and answer. 1.53






Where's he going?

He's going to the store.



Where's **he** going?  
He's going to the **store**.

**C** Ask and answer.  1.55



Are they going to the **office**?  
Yes, they are.  
No, they aren't.


**D** Watch, point, and sing.    1.57

## Where Are You Going?

Where are you going?  
I'm going to the park.  
Are you going with Tom?  
No, I'm going with Mark.

Where is Sue going?  
She's going to the store.  
Is she going at three?  
No, she's going at four.

Where is Jack going?  
He's going to Brazil.  
Is he going with Bob?  
No, he's going with Bill.

 I can do this lesson.

# Let's Learn More



## A Learn the words. 1.58




1. by car



2. by bike



3. on foot



4. by bus



5. by taxi



6. by train

## B Ask and answer. 1.59



1.60

How's **he** going to school?

**He's** going by bus.


**C** Play a game. Ask your partner.  1.61

Where's **he** going?

**He's** going to the **factory**.

How's **he** going there?

**He's** going **by bus**.



**D** What about you?

How do you go to school?

How do you go to the park?

How do you go to the store?




I can do this lesson.



**A** Listen, point, and say.  1.62

**cl**

class



**fl**

flower



**sl**

sleep



clock



fly




slow




**B** Listen, point, and chant.  1.63 


### Watch the Clock

Slow, not fast!  
Sit, don't **slide**!  
Watch the **clock**,  
Not the **fly**!





**C Listen and read along.**  1.64



**1**


Marta lives in Peru. At 9:00 a.m., she is in English class at school.

**2**


Josef and Marie live in Slovakia. It is 4:00 in the afternoon. They are flying kites at the park.

**3**

Li-Peng lives in Singapore. The clock by his bed reads 11:00 p.m. He is sleeping.

**D Listen and circle.**  1.65

- |                                      |                   |                     |
|--------------------------------------|-------------------|---------------------|
| 1. What time is it in Peru?          | a. 9:00 a.m.      | b. 12:30 p.m.       |
| 2. Are Josef and Marie flying kites? | a. Yes, they are. | b. No, they aren't. |
| 3. What is Li-Peng doing?            | a. eating lunch   | b. sleeping         |

 I can do this lesson.

# Unit 4

# Occupations


## Let's Talk




### A Listen and say. 1.66

What does your father do?

He's a pilot.



My mother's an office worker.



Oh. What does an office worker do?

I'm not sure!



What does an office worker do?  
I'm not sure!


### B Watch the video.



**C** Practice the words. Ask and answer.  1.68




1. a pilot



2. a zookeeper



3. an astronomer



4. a baseball player



What does your **mother** do?  
**She's a pilot.**

**D** Listen, point, and sing.  1.70 

## What Does Your Father Do?

What does your father do?

He's a pilot.

What does your mother do?



She's an astronomer.

What does your brother do?

He's an office worker.

What does an office worker do?

I'm not sure!



I can do this lesson.


# Let's Learn



## A Learn the words. 1.71




1. a veterinarian




2. a mechanic




3. a salesclerk



4. a factory worker



5. a photographer



6. a baker

## B Ask and answer. 1.72








1.73

What's **his** job?

**He's** a mechanic.

**C Ask and answer.**  1.74




Is **she** a zookeeper?  
Yes, **she** is.  
No, **she** isn't.

**D Watch and sing.**    1.76

## Jack's a Mechanic

Jack's a mechanic,  
A very good mechanic.  
He fixes cars all day  
In the repair shop.

Jack's a mechanic,  
A very good mechanic.  
He fixes cars all day  
In the repair shop.



Jack fixes new ones.  
Jack fixes blue ones.  
He fixes old ones, too,  
In the repair shop.

Jack's a mechanic.  
A very good mechanic.  
He fixes cars all day.  
He fixes cars all day.



I can do this lesson.

# Let's Learn More



## A Learn the words. 1.77



1. help animals



2. fix cars



3. sell things



4. make things



5. take pictures



6. use a computer

## B Ask and answer. 1.78

1 What does a veterinarian do?

A veterinarian helps animals.

2 3 4 5 6




What does a **veterinarian** do?  
A **veterinarian** helps animals.

help	→	helps	make	→	makes
fix	→	fixes	take	→	takes
sell	→	sells	use	→	uses

**C** Play a game. Guess the job.  1.80


He works on a farm. He grows food.  
Is he a farmer?



**D** Answer the questions.  1.81



1. Does a doctor fix cars?



2. Does a student teach teachers?



I can do this lesson.



**A** Listen, point, and say.  1.82

### cr



crab



crocodile

### fr



friends




frog


**B** Listen, point, and chant.  1.83 

### My Best Friend

I like **crabs** and **crocodiles**,  
But my best **friend** is a dog.  
I don't like **crabs** or **crocodiles**.  
My best **friend** is a **frog**!





**C** Listen and read along.  1.84



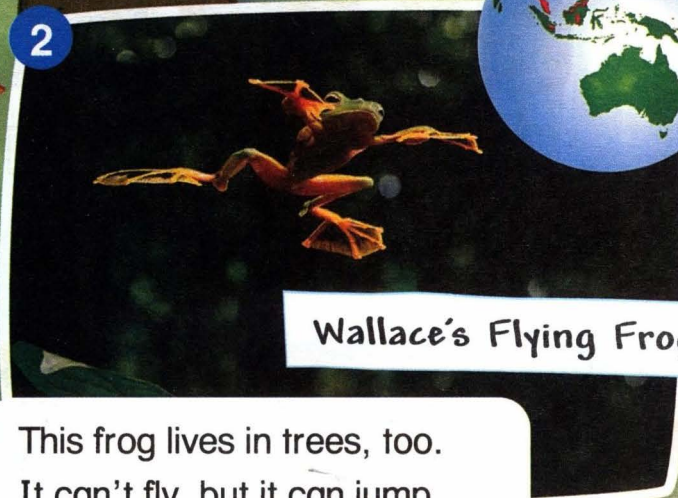
# Amazing Animals

**1** Mangrove Tree Crab



This crab doesn't live in water. It lives in trees! Its favorite food is leaves.

**2**




Wallace's Flying Frog

This frog lives in trees, too. It can't fly, but it can jump between trees. It eats insects.

**3** African Dwarf Crocodile



This crocodile is very small. It eats fish, birds, insects, and crabs.

**D** Listen and circle.  1.85

1. Where does the crab live?

a. in water

b. in trees

2. Can the frog fly?

a. Yes, it can.

b. No, it can't.

3. What does the crocodile eat?

a. crabs and fish

b. leaves and insects






I can do this lesson.




# Let's Review






## A Listen and check. 1.86

1.   




A  B  C

2.   

A  B  C

3.   

A  B  C

4.   

A  B  C



## B Listen and number. 1.87

## C Listen and check. 1.88

1.   

A  B  C

2.   

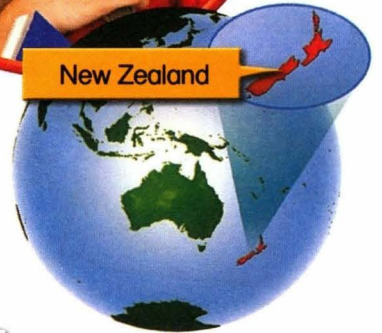
A  B  C

## D Let's Read About


# Shelly

1.89


My name is Shelly. I live in New Zealand. My summer vacation is in December and January. I go to the beach every day. Sometimes I can see whales. New Zealand is great!



beach



whale



### New Words

summer vacation  
December  
January  
beach  
whales

### What about you?

Where do you live?

Is your summer vacation in December or January?

Do you go to the beach every day?

## E Your turn. Write a postcard to Shelly.

Hi Shelly,


My name is \_\_\_\_\_.

I live in \_\_\_\_\_. My summer vacation is in \_\_\_\_\_.

I \_\_\_\_\_ every day.

\_\_\_\_\_ is great!

Your friend,





\_\_\_\_\_  
\_\_\_\_\_  
\_\_\_\_\_

# Unit 5

## Activities Let's Talk



### A Listen and say. 2.02



### 2.03

Can you play tomorrow?  
Sorry, I can't. I'm busy.  
Yes, I can. I'm free.

### B Watch the video.



**C Practice the words. Ask and answer.**  2.04

Sunday	Monday	Tuesday	Wednesday	Thursday	Friday	Saturday
1	2	3	4	5	6	7
						



Can you play on **Sunday**?

Yes, I can.

No, I can't.

**D Listen and sing.**  2.06 

## Busy, Busy, Busy

Busy, busy, busy every day.

Busy, busy, busy, I can't play.

Are you busy Monday?

Yes, I am.

English classes, music classes

Monday, Tuesday, Wednesday, Thursday.

Are you busy Friday?

Yes, I am.

Friday is a busy day.

Are you busy Saturday?

Can you play?

No! Saturday's a very, very busy day.



Busy, busy, busy, I can't play.

I'm busy, busy every day,

but not on Sunday!

Sunday is my free day,

and I can play!



I can do this lesson.


# Let's Learn



## A Learn the words. 2.07



1. art class



2. English class




3. music class



4. math class



5. swimming class




6. computer class

## B Ask and answer. 2.08

What do you do on Monday?




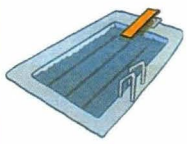








I go to art class.



2.09

What do you do on **Monday**?  
I go to **art class**.

**C** Ask and answer.  2.10

	1 Monday	2 Tuesday	3 Wednesday	4 Thursday	5 Friday
					
					



What does **she** do on **Monday**?  
She goes to **computer class**.

**D** Watch, point, and chant.    2.12

## What Do You Do on Monday?

What do you do on Monday?

I go to art class.

I go to art class every Monday.

Every Monday I go to art class.

Every day I paint and draw.

What do you do on Friday?

I go to swimming class.

I go to swimming class every Friday.

Every Friday I go to swimming class.

Every day I swim in the pool.

What do you do on Wednesday?

I go to music class.

I go to music class every Wednesday.

Every Wednesday I go to music class.

I play the piano every day.



I can do this lesson.

# Let's Learn More



## A Learn the words. 2.13



1. play outside



2. take a nap



3. watch TV



4. go shopping



5. play video games



6. practice the piano

## B Ask and answer. 2.14

What does he do on the weekend?

Scott's Weekend	
Saturday	Sunday
1 play outside	4 go shopping
2 watch TV	5 take a nap
3 practice the piano	6 play video games

He plays outside.

2.15

What does he do on the weekend?

He **plays** outside.

play	→	plays
watch	→	watches
practice	→	practices
go	→	goes
take	→	takes







**C** Play a game. Yes or no?  2.16


Does **he** ride a bike on the weekend? Yes, **he** does.  
No, **he** doesn't.



**D** Ask your partner. Check (✓).  2.17

What do you do on the weekend?

	Do you _____ ?			
				
You				
Your partner				

 I can do this lesson.



**A** Listen, point, and say.  2.18

# dr

# tr



draw



drum



train



tree

**B** Listen, point, and chant.  2.19 


### Play the Drum


Play the **drum**.

Draw the **tree**.


Hop on the **train**.

Drive carefully.



**C** Listen and read along.  2.20


# DRUMS EVERY DAY




Trina plays drums. She goes to drum class on Tuesday. She goes by train.



She practices every day. Trina's mother says, "Please practice outside. The drum is very loud!"



On the weekend, Trina and her classmates play their drums in the park. They play under the trees.

**D** Listen and circle.  2.21

1. What does Trina do on Tuesday?
  - a. She goes to English class.
  - b. She goes to drum class.
2. Does Trina practice every day?
  - a. Yes, she does.
  - b. No, she doesn't.
3. What does Trina do on the weekend?
  - a. She plays drums in the park.
  - b. She draws in the park.





I can do this lesson.

# Unit 6

# What Time Is It? Let's Talk



## A Listen and say. 2.22







## 2.23

I'm sorry I'm late.  
That's OK.

## B Watch the video.



**C Practice the words. Ask and answer.**  2.24

<p><b>1</b>  3:15</p> <p>three fifteen a quarter after three</p>	<p><b>2</b>  3:30</p> <p>three thirty half past three</p>	<p><b>3</b>  3:45</p> <p>three forty-five a quarter to four</p>	<p><b>4</b>  4:00</p> <p>four o'clock</p>
---	--	--	--

 2.25

What time is it?  
It's **three fifteen**.  
It's **a quarter after three**.

**D Listen and sing.**  2.26 

**Three Fifteen**

3:15.  
A quarter after three.  
3:15.  
A quarter after three.  
What time is it?  
Please tell me.  
It's fifteen minutes after three.

8:15.  
A quarter after eight.  
8:15.  
A quarter after eight.  
What time is it?  
Are we late?  
It's fifteen minutes after eight.



10:15.  
A quarter after ten.  
10:15.  
A quarter after ten.  
Let's all sing this song again.  
It's fifteen minutes after ten.

 I can do this lesson.

# Let's Learn



## A Learn the words. 2.27

100%				
M	Tu	W	Th	F
<input checked="" type="checkbox"/>	<input checked="" type="checkbox"/>	<input checked="" type="checkbox"/>	<input checked="" type="checkbox"/>	<input checked="" type="checkbox"/>

1. always

80%				
M	Tu	W	Th	F
<input checked="" type="checkbox"/>	<input checked="" type="checkbox"/>	<input checked="" type="checkbox"/>	<input checked="" type="checkbox"/>	<input type="checkbox"/>

2. usually

40%				
M	Tu	W	Th	F
<input checked="" type="checkbox"/>	<input checked="" type="checkbox"/>	<input type="checkbox"/>	<input type="checkbox"/>	<input type="checkbox"/>


3. sometimes

0%				
M	Tu	W	Th	F
<input type="checkbox"/>	<input type="checkbox"/>	<input type="checkbox"/>	<input type="checkbox"/>	<input type="checkbox"/>

4. never

## B Ask and answer. 2.28

What do you do on the weekend?



I always watch TV.



2.29

What do you do on the weekend?  
I **always** watch TV.

**C Ask and answer.**  2.30



What does **he** do on the weekend?  
He sometimes watches TV.

**D Watch and chant.**    2.32

**Ben Rides His Bike to School**




Ben rides his bike to school.  
Ben always rides.  
He never walks. He always rides.  
Ben always rides.

Amy usually walks to school.  
Amy usually walks.  
Sometimes she rides or takes the bus,  
but Amy usually walks.

Wendy rides her bike to school.  
Wendy usually rides.  
Sometimes she walks or takes the bus,  
but Wendy usually rides.

David always walks to school.  
David never rides.  
He always walks. He never rides.  
David never rides.



I can do this lesson.

# Let's Learn More



## A Learn the words. 2.33




1. play tennis



2. read e-mail



3. do gymnastics



4. study English



5. do homework



6. practice karate

## B Ask and answer. 2.34

When does she play tennis?

She usually plays tennis after school.



2.35

When does she **play tennis**?  
She usually **plays tennis** after school.

read	→	reads
do	→	does
study	→	studies



**C** Ask your partner. Check (✓).  2.36

1. Do you ride your bike after school?



	Always	Usually	Sometimes	Never
You				
Your Partner				

2. Do you read e-mail after school?



	Always	Usually	Sometimes	Never
You				
Your Partner				

3. Do you take a nap after school?



	Always	Usually	Sometimes	Never
You				
Your Partner				

4. Do you do homework after school?



	Always	Usually	Sometimes	Never
You				
Your Partner				



Do you **ride your bike** after school?

Yes, I	always	<b>ride my bike.</b>
	usually	
	sometimes	

No, I never **ride my bike.**

**D** What about you?

Do you cook on the weekend?

When do you study English?

What do you usually do after school?



I can do this lesson.



**A** Listen, point, and say.  2.38

### sw



swim



swings

### st



student



study

**B** Listen, point, and chant.  2.39 


### She Loves to Study


She's a **strong student**.

She loves to **study**.


He's a **strong swimmer**.

He loves to **swim**.



**C** Listen and read along.  2.40

# Stacy's Day




**1** Stacy is a busy student. She always reads e-mail before school. She goes to school at 8:00.



**2** Stacy studies English at school. Sometimes she studies in her classroom. Sometimes she studies on the swings.



**3** After school, Stacy usually goes to swim practice. She always does her homework at night. Then she watches TV.

**D** Listen and circle.  2.41

1. What time does Stacy go to school?  
a. at 7:45                      b. at 8:00
2. Does Stacy study English on the swings?  
a. Yes, she does.              b. No, she doesn't.
3. When does Stacy usually go to swim practice?  
a. before school              b. after school






I can do this lesson.

# Let's Review



## A Listen and check. 2.42

1.   


A  B  C

2.   




A  B  C

3.   




A  B  C

4.   



A  B  C

5.   



A  B  C

6.   

A  B  C

7.  

A  B

8.  

A  B

## B Let's Read About

# Kevin

2.43

My name is Kevin. I live in Ireland.  
My family likes music. My father plays  
the guitar. My mother plays the flute.  
I play the violin. My sister dances.  
We usually practice every day.



Ireland



Ireland

guitar



flute



### What about you?

Do you like music?

Do you usually practice after school?

### New Words

guitar  
flute

## C Your turn. Write an e-mail to Kevin.

Hi, Kevin!

My name is \_\_\_\_\_ . I live in

\_\_\_\_\_ . I like \_\_\_\_\_ . I play the

\_\_\_\_\_ . I usually practice \_\_\_\_\_ .

Bye!

\_\_\_\_\_

# Unit 7


# Yesterday and Today

## Let's Talk



### A Listen and say. 2.44

Where were you yesterday?




I was at the beach.

How was it?




It was fun!

How was the weather?



It was sunny and warm.

How about you?



We were at the zoo!

 2.45

How was it?  
It was fun!


### B Watch the video.



**C Practice the words. Ask and answer.**  2.46



1. at the zoo



2. at the store



3. at the beach



2.47

Where were you yesterday?

I was **at the zoo**.

**D Listen and sing.**  2.48 

## Where Were You at Two?

Where were you at two?

I was at the zoo.

Where were you at three?

I was in a tree.

Where were you at four?

We were at the store.

Where were you at five o'clock?

I was on a great big rock.



Where was he at two?

He was at the zoo.

Where was she at three?

She was in a tree.

Where were they at four?

They were at the store.

Where was Jack? Where was Ray?

They were here all day.



I can do this lesson.

# Let's Learn



## A Learn the words. 2.49



1. sunny



2. rainy



3. cloudy



4. snowy



5. breezy



6. stormy



7. chilly



8. foggy

## B Make sentences. 2.50

It was sunny on Sunday.

1 2 3 4 5

Sunday	Monday	Tuesday	Wednesday	Thursday	Friday	Saturday
						

It's cloudy today.




It was **sunny** on **Sunday**.  
It's **cloudy** today.

is → was



**C** Ask your partner.  2.52



 2.53 

How was the weather on **Sunday**?  
It was **cloudy**.

How's the weather today?  
It's **snowy**.

**D** Watch, point, and sing.    2.54


## How Was the Weather Yesterday?

How was the weather yesterday?  
Rainy, it was rainy.  
How is the weather today?  
It's sunny today. Hooray!

How was the weather yesterday?  
Snowy, it was snowy.  
How is the weather today?  
It's sunny today. Hooray!

How was the weather yesterday?  
Stormy, it was stormy.  
How is the weather today?  
It's sunny today. Hooray!

How was the weather yesterday?  
Foggy, it was foggy.  
How is the weather today?  
It's sunny today. Hooray!



I can do this lesson.

# Let's Learn More



## A Learn the words. 2.55



1. restaurant



2. movie theater



3. mall



4. amusement park



5. circus



6. hospital



7. library



8. airport

## B Ask and answer. 2.56



Where were you yesterday?

Where were you yesterday?

I was at the circus.

I was at the airport.

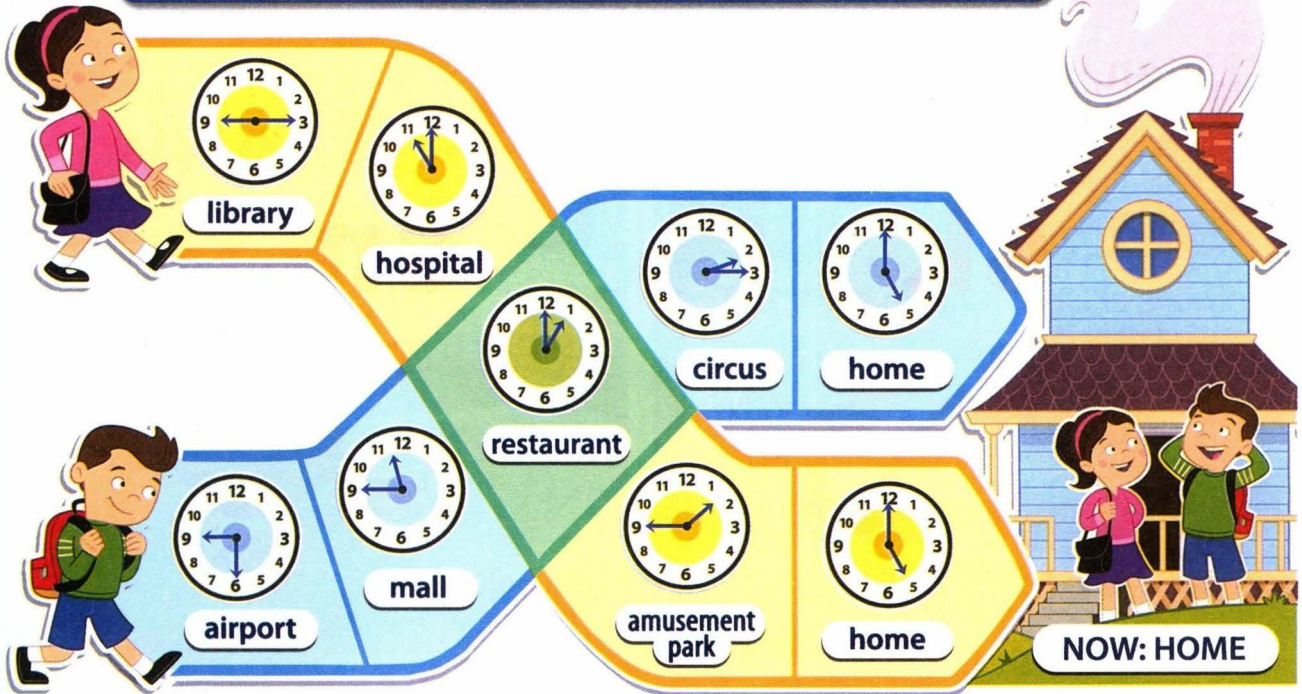


Where were you yesterday?  
I was at the **circus**.











**C** Play a game. Ask your partner.  2.58

Where was **she** at 1:00?  
She was at the restaurant.

Where is **she** now?  
She's at home.



**D** Ask and answer.  2.59

	1 gym 9:45 ✓ 	2 music room 11:15 ✗ 	3 lunchroom 12:30 ✓ 	4 art room 1:45 ✓ 
	5 art room 9:30 ✓ 	6 computer room 11:00 ✓ 	7 lunchroom 12:00 ✗ 	8 library 2:30 ✓ 

 2.60 

Was **he** in the lunchroom at 12:00?  
Yes, **he** was.  
No, **he** wasn't.



I can do this lesson.



**A** Listen, point, and say.  2.61

# sk



sky



skylark

# sn



snowflake



snake

**B** Listen, point, and chant.  2.62 


### Snowflakes and Skylarks


Snowflakes falling, snow in the sky!

Skylarks flying, look at them fly!

Fall, snowflakes! Fly, skylarks!

Snowflakes, skylarks, look at the sky!



**C** Listen and read along.  2.63

# WHAT WERE THEY BEFORE?



The sky is cloudy, and it is snowing.  
These are snowflakes.  
What were they before?  
They were water!



2




This is a skylark. It sometimes sings pretty songs.  
What was it before?  
It was an egg!




3



This is a snake. It is long and lives in trees.  
What was it before?  
It was an egg, too!



**D** Listen and circle.  2.64

- |                             |                  |                 |
|-----------------------------|------------------|-----------------|
| 1. Were snowflakes water?   | a. Yes.          | b. No.          |
| 2. Can a skylark sing?      | a. No, it can't. | b. Yes, it can. |
| 3. Where does a snake live? | a. in a tree     | b. on a rock    |



I can do this lesson.




# Unit 8

## My Home

### Let's Talk



#### A Listen and say. 2.65




2.66


I hope we find it!  
Me, too!

#### B Watch the video.

**C Practice the words. Ask and answer.**  2.67



1. bedroom



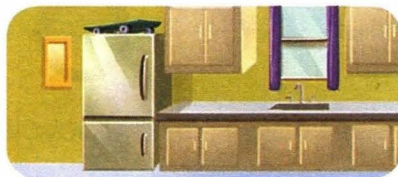
2. living room



3. bathroom



4. dining room



5. kitchen



6. garage




Where's the skateboard?  
It's in the **bedroom**.

**D Listen, point, and chant.**  2.69 

**Where's the Bed?**

Where's the bed?  
It's in the bedroom.  
Is this the bedroom?  
Yes, it is.




Where's the stove?  
It's in the kitchen.  
Is this the kitchen?  
Yes, it is.



Where's the bathtub?  
It's in the bathroom.  
Is this the bathroom?  
Yes, it is.



Where's the sofa?  
It's in the living room.  
Is this the living room?  
Yes, it is.



I can do this lesson.

# Let's Learn



## A Learn the words. 2.70



1. a skateboard



2. a scooter




3. a unicycle



4. a sled



5. a snowboard



6. skis



7. in-line skates



8. ice skates

## B Make sentences. 2.71

I can't find my skateboard.

It was in the garage yesterday.




2.72

I can't find my **skateboard**.  
It was in the garage yesterday.



**C** Ask and answer.  2.73

Yesterday



Today



 2.74 

Where was the **snowboard**?  
It was in the **living room**.

Where were the **skis**?  
They were in the **bedroom**.

**D** Watch and sing.    2.75

## Where's My Skateboard?

Skateboard, scooter,  
In-line skates.

Skateboard, scooter,  
In-line skates.

Where's my skateboard?  
I can't find it.  
It was in the living room yesterday.



Is it in the kitchen?

No, it isn't.

Is it in the bedroom?

No, it isn't.

Was it in the living room?

Yes, it was,

but it's not in the living room now!



I can do this lesson.

# Let's Learn More



## A Learn the words. 2.76



1. eat breakfast



2. do homework



3. watch TV



4. talk on the phone



5. play a video game



6. ride a bike

## B Make sentences. 2.77

What did you do yesterday?



I ate breakfast.



What did you do yesterday?  
I ate breakfast.

eat	→	ate	talk	→	talked
do	→	did	play	→	played
watch	→	watched	ride	→	rode

**C** Play a game. Ask your partner.  2.79

Did he **practice the piano**?

Yes, he did.

No, he didn't.

watch TV    talk on the phone

eat breakfast    do homework    use a computer

take pictures    take a nap    practice the piano

play a video game    ride a bike    practice karate



**D** What about you?

What did you eat yesterday?

What did you do on Sunday?

Did you do homework this weekend?

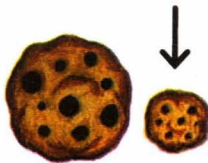


I can do this lesson.



**A** Listen, point, and say.  2.80

### sm



small



smile

### sc



scary



scooter

**B** Listen, point, and chant.  2.81 


### I'm a Small Scooter


I'm a **small** scooter, not a big bike.


I love **small** scooters, not **scary** bikes.

I like **small** bunnies. Hop on, let's go!

Come on, little bunny, **smile**!




**C** Listen and read along.  2.82




1 Last Saturday Rob went to Ali's house. They played outside. They rode their scooters.



2 Last Saturday Monica and Lee ate lunch at the park. They ate big sandwiches and small scones.



3 Last Saturday Lynn and Hal played video games. They like scary games!

**D** Listen and circle.  2.83

1. Where did Rob go last Saturday?

a. to the zoo

b. to Ali's house

2. Were the scones big or small?

a. big

b. small

3. Did Lynn and Hal play a scary game?

a. Yes, they did.

b. No, they didn't.






I can do this lesson.




# Let's Review






## A Listen and check. 2.84

1.   

A  B  C

2.   

A  B  C

3.   




A  B  C

4.   

A  B  C





5.   

A  B  C

6.   

A  B  C

## B Listen and number. 2.85

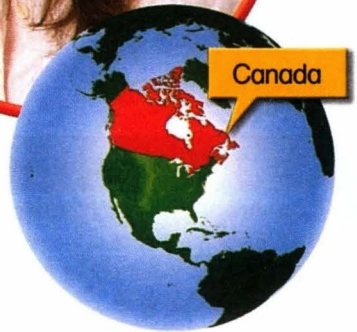


# C Let's Read About Melissa


2.86



My name is Melissa. I live in Canada.  
My mother is a tour guide. She helps  
tourists see our country. Sometimes I  
help my mother. I like to help tourists, too.



tourists



CN Tower

## What about you?

Do you help your mother and father?  
Do you help tourists?

### New Words

tour guide  
tourists  
country

## D Your turn. Write a letter to Melissa.

Dear Melissa,

My name is \_\_\_\_\_. I live in \_\_\_\_\_.

My \_\_\_\_\_ is a \_\_\_\_\_.

\_\_\_\_\_. Sometimes I help, too.

Your friend,



# Let's Go 3 Syllabus

## Let's Remember

What time is it? It's 12:30. She's my doctor.	I have a new game! This is Kate's umbrella. He's going to the park.	These are my favorite cookies! It's a sunny day! See you later.
---	---	---

Let's Talk	Let's Learn	Let's Learn More	Let's Read
<b>Unit 1 At School</b>			
<p><b>Conversation:</b> Oh, no! I don't have any potato chips! I think I have some. Can I have some? Sure. Help yourself! Thanks! Do you want some grapes? Yes, please.</p> <p><b>Snacks:</b> popcorn, candy, peanuts, crackers, potato chips</p> <p><b>Song:</b> No Popcorn</p>	<p><b>School Items:</b> chalk, paint, tape, scissors, glue, paper, ribbon, string</p> <p><b>Language:</b> What does he/she have? He/She has some chalk. He/She doesn't have any glue.</p> <p><b>Song:</b> Sue Doesn't Have Any Glue</p>	<p><b>School Items:</b> magnets, scissors, calculators, colored pencils, rubber bands, push pins, paint brushes, staplers</p> <p><b>Language:</b> Does he/she have any magnets? Do they have any chalk?</p>	<p><b>Phonics</b></p> <p><b>Bb</b>  <b>bl</b> black, blue  <b>gl</b> glass, glue  <b>pl</b> plate, plant</p> <p><b>Phonics Chant:</b> Big Black Butterfly</p> <p><b>Story:</b> Sam's Plant</p>
<b>Unit 2 Clothing</b>			
<p><b>Conversation:</b> Which hat do you like? I like the red one. I don't know. What about this one? Wow! I like that one! We want these hats, please!</p> <p><b>Patterns:</b> striped, polka-dot, plaid, checked</p> <p><b>Chant:</b> Red Plaid Hat</p>	<p><b>Clothing:</b> a blouse, a skirt, a dress, a shirt, pants, shorts, shoes, socks</p> <p><b>Language:</b> What's she wearing? She's wearing a dress. He's wearing a shirt. He's not wearing a skirt. They're wearing pants. They're not wearing shorts.</p> <p><b>Song:</b> Cowboy Boots</p>	<p><b>Clothing:</b> a T-shirt, a jacket, a sweater, a sweatshirt, jeans, pajamas, slippers, boots</p> <p><b>Language:</b> Whose jacket is this? It's Scott's jacket. Whose jeans are these? They're Jenny's jeans. It's her jacket. They're her boots. Is his sweater green? Are her boots blue and white?</p>	<p><b>Phonics</b></p> <p><b>br</b> brown, bread  <b>gr</b> green, grapes  <b>pr</b> pretty, prune</p> <p><b>Phonics Chant:</b> Brown Bread for Breakfast</p> <p><b>Story:</b> A New Shirt</p>
<b>Let's Review Units 1 and 2</b>			
<b>Unit 3 Places</b>			
<p><b>Conversation:</b> Excuse me. Where's the nurse's office? It's next to the gym. Follow me. Here's the nurse's office. Thanks for your help. You're welcome.</p> <p><b>Rooms:</b> music room, classroom, gym, art room, lunchroom, office, across from, between, next to</p> <p><b>Song:</b> Where's the Classroom?</p>	<p><b>Places:</b> clinic, repair shop, office, factory, store, bakery</p> <p><b>Language:</b> Where's he going? He's going to the store. Are they going to the office?</p> <p><b>Chant:</b> Where Are You Going?</p>	<p><b>Transportation:</b> by car, by bike, on foot, by bus, by taxi, by train</p> <p><b>Language:</b> How's he going to school? He's going by bus. Where's he going? He's going to the factory. How's he going there? He's going by bus.</p>	<p><b>Phonics</b></p> <p><b>cl</b> class, clock  <b>fl</b> flower, fly  <b>sl</b> sleep, slow</p> <p><b>Phonics Chant:</b> Watch the Clock</p> <p><b>Story:</b> At the Same Time</p>
<b>Unit 4 Occupations</b>			
<p><b>Conversation:</b> What does your father do? He's a pilot. My mother's an office worker. Oh. What does an office worker do? I'm not sure!</p> <p><b>Occupations:</b> a pilot, a zookeeper, an astronomer, a baseball player</p> <p><b>Song:</b> What Does Your Father Do?</p>	<p><b>Occupations:</b> a veterinarian, a mechanic, a salesclerk, a factory worker, a photographer, a baker</p> <p><b>Language:</b> What's his job? He's a mechanic. Is she a zookeeper?</p> <p><b>Song:</b> Jack's a Mechanic</p>	<p><b>What People Do:</b> help animals, fix cars, sell things, make things, take pictures, use a computer</p> <p><b>Language:</b> What does a veterinarian do? A veterinarian helps animals. He works on a farm. He grows food. Is he a farmer?</p>	<p><b>Phonics</b></p> <p><b>cr</b> crab, crocodile  <b>fr</b> friends, frog</p> <p><b>Phonics Chant:</b> My Best Friend</p> <p><b>Story:</b> Amazing Animals</p>
<b>Let's Review Units 3 and 4</b>			





Let's Talk	Let's Learn	Let's Learn More	Let's Read
------------	-------------	------------------	------------

### Unit 5 Activities

<p><b>Conversation:</b> Can you play tomorrow? Sorry, I can't. I'm busy on Saturday. What about Sunday? Can you play? Yes. I'm free. See you on Sunday!</p> <p><b>Days of the Week:</b> Sunday, Monday, Tuesday, Wednesday, Thursday, Friday, Saturday</p> <p><b>Song:</b> Busy, Busy, Busy</p>	<p><b>Classes:</b> art class, English class, music class, math class, swimming class, computer class</p> <p><b>Language:</b> What do you do on Monday? I go to art class. What does she do on Monday? She goes to computer class.</p> <p><b>Chant:</b> What Do You Do on Monday?</p>	<p><b>Activities:</b> play outside, take a nap, watch TV, go shopping, play video games, practice the piano</p> <p><b>Language:</b> What does he do on the weekend? He plays outside. Does he ride a bike on the weekend?</p>	<p><b>Phonics</b></p> <p><b>dr</b> draw, drum <b>tr</b> train, tree</p> <p><b>Phonics Chant:</b> Play the Drum</p> <p><b>Story:</b> Drums Every Day</p>
---	--	---	---

### Unit 6 What Time Is It?

<p><b>Conversation:</b> I'm hungry. Me, too. When do you eat dinner? At 5:30. What time is it now? It's 5:45. Oh, no! I'm late. Bye! See you tomorrow! I'm sorry I'm late. That's OK.</p> <p><b>Time:</b> three fifteen/a quarter after three, three thirty/half past three, three forty-five/a quarter to four, four o'clock</p> <p><b>Song:</b> Three Fifteen</p>	<p><b>Routines:</b> always, usually, sometimes, never</p> <p><b>Language:</b> What do you do on the weekend? I always watch TV. What does he do on the weekend? He sometimes watches TV.</p> <p><b>Chant:</b> Ben Rides His Bike to School</p>	<p><b>Activities:</b> play tennis, read e-mail, do gymnastics, study English, do homework, practice karate</p> <p><b>Language:</b> When does she play tennis? She usually plays tennis after school. Do you ride your bike after school?</p>	<p><b>Phonics</b></p> <p><b>sw</b> swim, swings <b>st</b> student, study</p> <p><b>Phonics Chant:</b> She Loves to Study</p> <p><b>Story:</b> Stacy's Day</p>
---	--	--	---

### Let's Review Units 5 and 6

### Unit 7 Yesterday and Today

<p><b>Conversation:</b> Where were you yesterday? I was at the beach. How was it? It was fun! How was the weather? It was sunny and warm. How about you? We were at the zoo!</p> <p><b>Places:</b> at the zoo, at the store, at the beach</p> <p><b>Song:</b> Where Were You at Two?</p>	<p><b>Weather:</b> sunny, rainy, cloudy, snowy, breezy, stormy, chilly, foggy</p> <p><b>Language:</b> It was sunny on Sunday. It's cloudy today. How was the weather on Sunday? It was cloudy. How's the weather today? It's snowy.</p> <p><b>Song:</b> How Was the Weather Yesterday?</p>	<p><b>Places:</b> restaurant, movie theater, mall, amusement park, circus, hospital, library, airport</p> <p><b>Language:</b> Where were you yesterday? I was at the circus. Where was she at 1:00? She was at the restaurant. Where is she now? She's at home. Was he in the lunchroom at 12:00?</p>	<p><b>Phonics</b></p> <p><b>sk</b> sky, skylark <b>sn</b> snowflake, snake</p> <p><b>Phonics Chant:</b> Snowflakes and Skylarks</p> <p><b>Story:</b> What Were They Before?</p>
--	--	---	---

### Unit 8 My Home

<p><b>Conversation:</b> What are you doing? I'm looking for my skateboard. Where was it yesterday? It was in my bedroom! It's not here. I hope we find it! Me, too!</p> <p><b>Places:</b> bedroom, living room, bathroom, dining room, kitchen, garage</p> <p><b>Chant:</b> Where's the Bed?</p>	<p><b>Sports:</b> a skateboard, a scooter, a unicycle, a sled, a snowboard, skis, in-line skates, ice skates</p> <p><b>Language:</b> I can't find my skateboard. It was in the garage yesterday. Where was the snowboard? It was in the living room. Where were the skis? They were in the bedroom.</p> <p><b>Song:</b> Where's My Skateboard?</p>	<p><b>Activities:</b> eat breakfast, do homework, watch TV, talk on the phone, play a video game, ride a bike</p> <p><b>Language:</b> What did you do yesterday? I ate breakfast. Did he practice the piano?</p>	<p><b>Phonics</b></p> <p><b>sm</b> small, smile <b>sc</b> scary, scooter</p> <p><b>Phonics Chant:</b> I'm a Small Scooter</p> <p><b>Story:</b> Last Saturday</p>
--	--	--	--

### Let's Review Units 7 and 8

# Word List

<b>A</b>	dining room . . . . . 67	<b>K</b>	practice . . . . . 44	sweater . . . . . 16
a.m. . . . . 29	dinner . . . . . 48	kitchen . . . . . 67	practice karate . . . . . 52	sweatshirt . . . . . 16
across from . . . . . 23	do gymnastics . . . . . 52		practice the piano . . . . . 44	swimmer . . . . . 54
after . . . . . 49	do homework . . . . . 52	<b>L</b>	prune . . . . . 18	swings . . . . . 54
again . . . . . 49	doing . . . . . 29	last . . . . . 73	push pins . . . . . 8	
airport . . . . . 62	draw . . . . . 43	late . . . . . 48		<b>T</b>
always . . . . . 50	dress . . . . . 14	learning . . . . . 7	<b>Q</b>	T-shirt . . . . . 16
amazing . . . . . 37	drum . . . . . 46	leaves . . . . . 19	quarter . . . . . 49	take a nap . . . . . 44
amusement park . . . . . 62		library . . . . . 62	quick . . . . . 10	take pictures . . . . . 34
any . . . . . 4	<b>E</b>	live . . . . . 21		talked . . . . . 70
art room . . . . . 23	egg . . . . . 65	living room . . . . . 67	<b>R</b>	tape . . . . . 6
astronomer . . . . . 31	every day . . . . . 39	loud . . . . . 47	rainy . . . . . 60	tea . . . . . 19
ate . . . . . 70	excuse me . . . . . 22	loves . . . . . 54	read e-mail . . . . . 52	teach . . . . . 35
		lunch . . . . . 18	repair shop . . . . . 24	tell . . . . . 49
<b>B</b>	<b>F</b>	lunchroom . . . . . 23	restaurant . . . . . 62	thanks . . . . . 4
baker . . . . . 32	factory . . . . . 24		ribbon . . . . . 6	that . . . . . 13
bakery . . . . . 24	factory worker . . . . . 32	<b>M</b>	ride a bike . . . . . 70	them . . . . . 64
baseball player . . . . . 31	falling . . . . . 64	magnets . . . . . 8	rock . . . . . 59	then . . . . . 55
bathroom . . . . . 67	farmer . . . . . 35	make things . . . . . 34	rode . . . . . 70	they're . . . . . 16
beach . . . . . 39	fifteen . . . . . 49	mall . . . . . 62	rubber bands . . . . . 8	think . . . . . 4
beautiful . . . . . 10	finished . . . . . 19	math . . . . . 42		thirty . . . . . 49
bedroom . . . . . 66	fix cars . . . . . 34	me . . . . . 48	<b>S</b>	this . . . . . 12
between . . . . . 23	flute . . . . . 57	mechanic . . . . . 32	salesclerk . . . . . 32	three . . . . . 25
blouse . . . . . 14	foggy . . . . . 60	Monday . . . . . 41	sandwiches . . . . . 73	Thursday . . . . . 41
blue . . . . . 7	follow . . . . . 22	movie theater . . . . . 62	Saturday . . . . . 40	time . . . . . 29
boots . . . . . 16	forty-five . . . . . 49	music room . . . . . 23	scary . . . . . 72	tomorrow . . . . . 40
breakfast . . . . . 18	free . . . . . 40		scissors . . . . . 6	tour guide . . . . . 75
breezy . . . . . 60	Friday . . . . . 41	<b>N</b>	scones . . . . . 73	tourists . . . . . 75
brunch . . . . . 18	fun . . . . . 58	never . . . . . 50	scooter . . . . . 68	trees . . . . . 37
bunnies . . . . . 72		next to . . . . . 22	sell things . . . . . 34	Tuesday . . . . . 41
bunny . . . . . 72	<b>G</b>	nurse's office . . . . . 22	shirt . . . . . 14	twelve . . . . . 21
bus . . . . . 26	garage . . . . . 66		shoes . . . . . 14	
busy . . . . . 40	glass . . . . . 10	<b>O</b>	shorts . . . . . 14	<b>U</b>
but . . . . . 5	gloves . . . . . 10	o'clock . . . . . 49	skateboard . . . . . 66	unicycle . . . . . 68
butterfly . . . . . 10	glue (noun) . . . . . 6	office . . . . . 24	skirt . . . . . 14	use . . . . . 21
by . . . . . 26	go shopping . . . . . 44	office worker . . . . . 30	skis . . . . . 68	usually . . . . . 50
bye . . . . . 48	going . . . . . 24	on foot . . . . . 26	sky . . . . . 64	
	grapes . . . . . 4	outside . . . . . 47	skylark . . . . . 64	<b>V</b>
<b>C</b>	great . . . . . 39		sled . . . . . 68	veterinarian . . . . . 32
calculators . . . . . 8	grows . . . . . 35	<b>P</b>	slide . . . . . 28	
candy . . . . . 5	guitar . . . . . 57	p.m. . . . . 29	slippers . . . . . 16	<b>W</b>
carefully . . . . . 46	gym . . . . . 22	paint (noun) . . . . . 6	slow . . . . . 28	warm . . . . . 58
chalk . . . . . 6		paint brushes . . . . . 8	small . . . . . 21	was . . . . . 58
checked . . . . . 13	<b>H</b>	pajamas . . . . . 16	smile . . . . . 72	watch TV . . . . . 70
chilly . . . . . 60	half . . . . . 49	pants . . . . . 14	snake . . . . . 64	watched . . . . . 70
chircus . . . . . 62	happy . . . . . 7	paper . . . . . 6	snowboard . . . . . 68	watches . . . . . 44
class . . . . . 21	has . . . . . 6	past . . . . . 49	snowflake . . . . . 64	water . . . . . 37
classroom . . . . . 23	hat . . . . . 12	peanuts . . . . . 5	snowing . . . . . 65	wearing . . . . . 14
clinic . . . . . 24	have . . . . . 4	photographer . . . . . 32	snowy . . . . . 60	weather . . . . . 61
cloudy . . . . . 60	help . . . . . 4	piano . . . . . 43	socks . . . . . 14	Wednesday . . . . . 41
colored pencils . . . . . 8	help animals . . . . . 34	pick up . . . . . 10	some . . . . . 4	weekend . . . . . 44
colors . . . . . 19	here's . . . . . 22	pilot . . . . . 31	sometimes . . . . . 50	were . . . . . 58
come on . . . . . 72	hooray . . . . . 61	plaid . . . . . 13	song . . . . . 49	whales . . . . . 39
computers . . . . . 21	hope . . . . . 66	plant . . . . . 10	sorry . . . . . 40	when . . . . . 52
cook . . . . . 53	hospital . . . . . 62	plate . . . . . 10	staplers . . . . . 8	where's . . . . . 22
country . . . . . 75		play . . . . . 40	store . . . . . 24	which . . . . . 12
cowboy boots . . . . . 15	<b>I</b>	played . . . . . 70	stormy . . . . . 60	whose . . . . . 16
crab . . . . . 36	ice skates . . . . . 68	play outside . . . . . 44	string . . . . . 6	works . . . . . 35
crackers . . . . . 5	in-line skates . . . . . 68	play tennis . . . . . 52	striped . . . . . 13	wow . . . . . 12
crocodile . . . . . 36		play video games . . . . . 44	strong . . . . . 54	
	<b>J</b>	please . . . . . 4	students . . . . . 21	<b>Y</b>
<b>D</b>	jacket . . . . . 16	polka-dot . . . . . 13	study English . . . . . 52	yesterday . . . . . 58
day . . . . . 33	January . . . . . 39	pool . . . . . 43	summer vacation . . . . . 39	you're welcome . . . . . 22
December . . . . . 39	jeans . . . . . 16	popcorn . . . . . 5	Sunday . . . . . 40	yourself . . . . . 4
did . . . . . 70	job . . . . . 32	pot . . . . . 11	sunny . . . . . 58	
		potato chips . . . . . 4	sure . . . . . 4	<b>Z</b>
				zookeeper . . . . . 31

Oxford University Press is the world's authority on the English language.

As part of the University of Oxford, we are committed to furthering English language learning worldwide.

We continuously bring together our experience, expertise and research to create resources such as this one, helping millions of learners of English to achieve their potential.



**OXFORD**  
UNIVERSITY PRESS

[www.oup.com/elt](http://www.oup.com/elt)



## Let's talk. Let's learn. Let's Go!

Energize your English classes with the trusted methodology of **LET'S GO**.

**LET'S GO** is full of fun, collaborative activities that get students talking in English from the very beginning.

- NEW** **Animated videos:** conversations, songs, and chants create excitement in class and motivate students to speak in English
- NEW** **Teacher's Resource Center:** Online Practice and an extensive online library of easy-to-access teaching resources help get the most out of each class
- NEW** **Can-do statements:** can-do statements with supporting activities allow students to measure their progress
- NEW** **Reading texts:** engaging texts build students' confidence in phonics and reading comprehension
- NEW** **Let's Begin series:** a two-level introductory course provides the perfect building blocks for learning English

### Students

- **Student Book**
- **Workbook**  
Online Practice
- **Online Play**  
Student's Website

### Teachers

- **Teacher's Pack**  
Classroom Presentation Tool, Teacher's Guide, and Teacher's Resource Center
- **Class Audio CDs**
- **Teacher Cards**



ISBN 978-0-19-404948-1

