


OXFORD

LET'S
BEGIN
2

LET'S GO

5th
Edition

STUDENT BOOK



Ritsuko Nakata
Karen Frazier
Barbara Hoskins
Carolyn Graham



 **Class Audio**

Find the audio tracks on Online Play:
www.oup.com/elt/letsgo

STUDENT BOOK

LET'S
BEGIN
2

LET'S GO

5th
Edition



Ritsuko Nakata

Karen Frazier

Barbara Hoskins

SONGS AND CHANTS BY
Carolyn Graham

OXFORD
UNIVERSITY PRESS

OXFORD
UNIVERSITY PRESS

198 Madison Avenue
New York, NY 10016 USA

Great Clarendon Street, Oxford, OX2 6DP, United Kingdom

Oxford University Press is a department of the University of Oxford.
It furthers the University's objective of excellence in research, scholarship,
and education by publishing worldwide. Oxford is a registered trade
mark of Oxford University Press in the UK and in certain other countries

© Oxford University Press 2018

The moral rights of the author have been asserted

First published in 2018

2022 2021 2020 2019 2018

10 9 8 7 6 5 4 3 2 1

No unauthorized photocopying

All rights reserved. No part of this publication may be reproduced, stored
in a retrieval system, or transmitted, in any form or by any means, without
the prior permission in writing of Oxford University Press, or as expressly
permitted by law, by licence or under terms agreed with the appropriate
reprographics rights organization. Enquiries concerning reproduction outside
the scope of the above should be sent to the ELT Rights Department, Oxford
University Press, at the address above

You must not circulate this work in any other form and you must impose
this same condition on any acquirer

Links to third party websites are provided by Oxford in good faith and for
information only. Oxford disclaims any responsibility for the materials
contained in any third party website referenced in this work

ISBN: 9780194050081 (STUDENT BOOK)

Printed in China

This book is printed on paper from certified and well-managed sources

ACKNOWLEDGMENTS

Cover illustration: Daniel Griffo

Back cover photograph: Oxford University Press building/David Fisher

Illustrations by: Bernard Adnet: 46, 47; AMS Digital Design: 28, 29; Robin Boyer:
7, 9, 20(1b, 2a), 21, 32, 33, 50, 51, 57, 63(t); Nancy Gayle Carlson: 18, 18, 20(1a);
Mircea Catusanu: 8, 16, 42, 52, 60, 61(b), 62, 63(b), 74; Amanda Enright: 56;
Mike Gardner: 12(tl), 22(bl), 30(bl), 42(br), 61(br), 67(b), 68(tr), 74(tr); Claudine
Gevry: 54, 55; Rick Grayson: 64, 65; Daniel Griffo: 2, 3, 4, 5, 11, 12, 13, 20(b),
22, 23, 30, 31, 40, 41, 48, 49, 58, 59, 66, 65, 67 and cats on pages 1, 4, 6, 8, 10,
12, 14, 16, 19, 20, 22, 24, 26, 28, 30, 32, 34, 37, 38, 40, 42, 44, 46, 48, 50, 52,
55, 56, 58, 60, 62, 64, 66, 68, 70, 72, 74 and 77; Sharon Harmer: 14, 45(b); Bob
McMahon: 53; John Kurtz: 17(t), 26, 27, 34, 35, 38, 39, 61(t), 70, 71; John Nez:
15, 25; Jack Pullan: 36, 37, 43(t), 75; Christine Schneider: 6, 17(b), 20(2b), 43(b);
Janet Skiles: 72, 73; Mark Stephens: 68, 69; Jim Talbot: 42; Kristin Varner:
44, 45.

Table of Contents

Let's Remember	2
Unit 1 Toys	4
Unit 2 Colors	12
Let's Review Units 1 and 2	20
Unit 3 Shapes	22
Unit 4 Numbers	30
Let's Review Units 3 and 4	38
Unit 5 Animals	40
Unit 6 Food	48
Let's Review Units 5 and 6	56
Unit 7 My Body	58
Unit 8 I Can	66
Let's Review Units 7 and 8	74
Syllabus	76
Word List	78



Kate



Andy



Jenny



Scott



Ginger



Sam



Let's Talk



Let's Learn



Let's Learn More



Let's Learn to Read

Phonics

Phonics



Let's Review

Let's Remember

A Listen, point, and say.  1.02



Aa



Bb



Cc



Dd



Ee



Ff



Gg



Hh



Ii



Jj



Kk



Ll



Mm



Nn



Oo



Pp



Qq



Rr



Ss



Tt



Uu



Vv



Ww



Xx




Yy



Zz

B Listen and say.  1.03



C Listen and do.  1.04




Unit 1

Toys

Let's Talk



A Listen and say. 1.05



B Watch the video.

C Say and act. 1.06

1. What's your name? _____





2. _____? I'm Andy.



3. What's your name?



D Listen, point, and sing.  1.07 

Hi! What's Your Name?

Hi! What's your name?

I'm Kate.

Hi! What's your name?

I'm Jenny.

Hi! What's your name?

I'm Scott.

Hi! What's your name?

I'm Andy.

Kate, Jenny, Scott, Andy!

Kate, Jenny, Scott, Andy!

Jenny, Andy, Jenny, Andy!

Kate, Jenny, Scott!



E Listen and do.  1.08



1. Stand up.



2. Sit down.




I can do this lesson.


Let's Learn



A Learn the words. 1.09



1. a ball



2. a jump rope




3. a yo-yo






4. a bicycle

B Listen and point. 1.10

C Make sentences.  1.11



D Listen, point, and sing.  1.12 




 I can do this lesson.

Let's Learn More



A Learn the words.  1.13



1. a train



2. a car




3. a doll



4. a teddy bear

B Listen and point.  1.14

C Ask and answer.  1.15





D Listen, point, and sing.  1.16 



 I can do this lesson.



Phonics

A Sing and say.  I.17 

The Alphabet Song

Aa Bb Cc Dd Ee Ff


Gg Hh Ii Jj Kk Ll

Mm Nn Oo Pp Qq Rr

Ss Tt Uu Vv

Ww Xx Yy Zz

B Listen, point, and say.  I.18

C Listen and point.  1.19



Andy




Jenny




Kate



Scott

D Watch and read along.    1.20



I can do this lesson.


Unit 2

Colors Let's Talk



A Listen and say. 1.21

Hi, boys and girls.



Hello, Miss Jones.

Goodbye.




See you later.

B Watch the video.

C Say and act. 1.22

1. Hi, boys and girls.



2. Goodbye.




D Listen and sing.  1.23 

Hi, Hello, Goodbye

Hi, boys and girls.
Hello, Miss Jones.
Hi, boys and girls.
Hello, Miss Jones.
Hi, Andy.
Hello, Jenny.

Goodbye, Kate.
See you later.
Bye-bye, see you later.
Bye-bye, see you later.
Bye, Andy.
Goodbye, Jenny.
Goodbye, Kate.
Bye-bye.



E Listen and do.  1.24



1. Come here.



2. Turn around.



I can do this lesson.

Let's Learn



A Learn the words. 1.25



1. red



3. yellow



2. blue



4. green




5. brown

B Listen and point. 1.26

C Make sentences.  1.27

It's blue.



D Listen and point.  1.28



I can do this lesson.

Let's Learn More



A Learn the words.  1.29





B Listen and point.  1.30

C Ask and answer.  1.31





D Listen, point, and chant.  1.32 



I can do this lesson.



Phonics

A Sing and say.  1.33 


A B C D E F G H I J K L M N O P Q R S T U V W X Y Z
a b c d e f g h i j k l m n o p q r s t u v w x y z

B Listen, point, and say.  1.34

Aa



apple



ant

Bb



ball



bird

Cc



cat



car





Dd



dog




doll

C Watch, point, and chant.    1.35 


The ABCD Chant

A a apple 


ant 

B b ball 

bird 

C c cat 

car 


D d dog 

doll 

D Find the letters. Name the pictures.



E Listen and read along.  1.36

 I can do this lesson.

Let's Review



A Listen and circle. 1.37

1.



a.



b.

2.



a.



b.

3.



a.



b.

4.



a.



b.

5.



a.



b.

6.




a.



b.

School Supplies

A Say these.  1.38



1. paper



2. scissors




3. glue



4. paint



5. tape





I can talk about Unit 1.

1. What's your name?

2. What is it?



I can talk about Unit 2.

1. Say  



2. What color is it?






A Listen and say.  1.39



B Watch the video.  

C Say and act.  1.40



D Listen and sing.  1.41 

How Are You Today?



How are you today?

I'm fine, thank you.

How are you?


I'm fine, thank you.

How are you today?

I'm fine, thank you.

How are you?

I'm fine.



E Listen and do.  1.42



1. Walk.



2. Run.



I can do this lesson.


Let's Learn



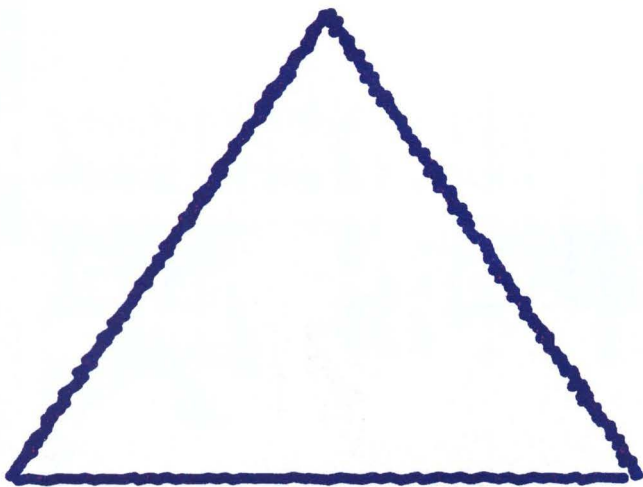
A Learn the words. 1.43




1. a circle



2. a square



3. a triangle

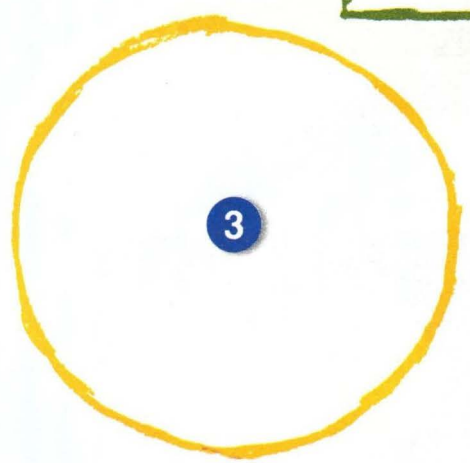



4. a heart



B Listen and point. 1.44

C Make sentences.  1.45

Draw a square.



D Listen, point, and chant.  1.46 




 I can do this lesson.


Let's Learn More




A Learn the words. 1.47




1. a star



2. a rectangle




3. a diamond





4. an oval

B Listen and point. 1.48

C Ask and answer.  1.49





D Listen, point, and sing.  1.50 



 I can do this lesson.



Phonics

A Sing and say.  1.51 

A B C D **E F G H** I J K L M N O P Q R S T U V W X Y Z
a b c d **e f g h** i j k l m n o p q r s t u v w x y z

B Listen, point, and say.  1.52

Ee




egg



elephant

Ff



fish



farm

Gg



gorilla



goat





Hh




heart




house


C Watch, point, and chant.    1.53 


The EFGH Chant

E e egg 


elephant 

F f fish 

farm 


G g goat 

gorilla 

H h house 

heart 

D Find the letters. Name the pictures.



E Listen and read along.  1.54



I can do this lesson.

Unit 4

Numbers

Let's Talk



A Listen and say. 1.55



B Watch the video.

C Say and act. 1.56

1. May I come in?



2. _____?



D Listen and sing.  1.57 

May I Come In?

May I come in?

Sure! Please come in!

Please come in!


May I come in?

May I come in?


Sure! Please come in!



E Listen and do.  1.58



1. Go.



2. Stop.



I can do this lesson.

Let's Learn




A Learn the numbers.  1.59



1



3



2



4




5



B Listen and point.  1.60

C Make sentences.  1.61

Let's count. 1, 2, 3, 4 . . .

5!



D Listen, point, and sing.  1.62 

1 2 3 4 5




I can do this lesson.


Let's Learn More



A Learn the numbers.  1.63




6




8



7



9





10

B Listen and point.  1.64

C Ask and answer.  1.65





D Listen, point, and sing.  1.66 



I can do this lesson.



Phonics

A Sing and say.  1.67 

A B C D E F G H **I J K L** M N O P Q R S T U V W X Y Z
a b c d e f g h **i j k l** m n o p q r s t u v w x y z

B Listen, point, and say.  1.68

Ii



igloo



iguana

Jj



jump rope



jeans

Kk



kangaroo



kite

Ll



lion



ladybug

Let's Review



A Listen and circle. 1.71

1.




a.



b.

2.




a.




b.

3.



a.




b.

4.



a.



b.

5.



a.



b.

6.



a.



b.

Classroom Commands

A Say these.  1.72



1. Take out
your pencil.



2. Put away
your pencil.



3. Open
your book.




4. Close
your book.




Please take out your pencil.




I can talk about Unit 3.

1. How are you today?
2. Is it a diamond? 

I can talk about Unit 4.

1. Let's count. 


2. How many? 

Unit 5

Animals Let's Talk




A Listen and say. 2.02




B Watch the video.

C Say and act. 2.03

1.



2.



D Listen and sing.  2.04 

Here You Are. Thank You!

Here you are.

Thank you, thank you!

Here you are.

Thank you!

Here you are.


Thank you, thank you!

Here you are.

Thank you!



E Listen and do.  2.05



1. Jump.



2. Skip.



I can do this lesson.

Let's Learn



A Learn the words. 2.06



1. dog



2. dogs




3. cat



4. cats



5. bird





6. birds


B Listen and point. 2.07

C Make sentences.  2.08

Let's count the cats.



D Listen, point, and sing.  2.09 




I can do this lesson.

Let's Learn More






A Learn the words. 2.10



B Listen and point. 2.11

C Ask and answer.  2.12





D Listen, point, and sing.  2.13 



I can do this lesson.



Phonics

A Sing and say.  2.14 

A B C D E F G H I J K L **M N O P** Q R S T U V W X Y Z
a b c d e f g h i j k l **m n o p** q r s t u v w x y z

B Listen, point, and say.  2.15

Mm



moon




monkey

Nn



nest



net

Oo



octopus



ostrich





Pp




panda




popcorn

C Watch, point, and chant.    2.16 


The MNOP Chant


M m monkey 


moon 


N n nest 

net 


O o ostrich 

octopus 

P p panda 

popcorn 

D Find the letters. Name the pictures.



E Listen and read along.  2.17




I can do this lesson.

Unit 6

Food Let's Talk





A Listen and say. 2.18



B Watch the video.

C Say and act. 2.19



D Listen and sing.  2.20 

How Old Are You?

How old are you?

I'm 6.

How old are you?

I'm 7.

1, 2, 3, 4, 5, 6, 7!

How old are you?

I'm 5.

How old are you?

I'm 10.

1, 2, 3, 4, 5, 6, 7, 8, 9, 10!



E Listen and do.  2.21



1. Make a line.



2. Make a circle.



I can do this lesson.

Let's Learn



A Learn the words. 2.22



1. ice cream



2. pizza



3. cake





4. chicken

B Listen and point. 2.23

C Make sentences.  2.24

I like cake.



D Listen, point, and sing.  2.25 



I can do this lesson.


Let's Learn More



A Learn the words. 2.26



1. milk



2. fish





3. bread



4. rice

B Listen, point, and chant. 2.27

C Ask and answer.  2.28



1.



2.



3.



4.





5.



6.



D What about you?




Do you like fish?



I can do this lesson.



Phonics

A Sing and say.  2.29 

A B C D E F G H I J K L M N O P **Q R S T** U V W X Y Z
a b c d e f g h i j k l m n o p **q r s t** u v w x y z

B Listen, point, and say.  2.30

Qq




queen



quilt

Rr



rabbit



rock

Ss



sun



sandwich





Tt




tiger




teapot

C Watch, point, and chant.    2.31 

The QRST Chant

Q q queen 


quilt 


R r rabbit 

rock 


S s sun 

sandwich 

T t tiger 

teapot 

D Find the letters. Name the pictures.



E Listen and read along.  2.32




I can do this lesson.

Let's Review




A Listen and circle. 2.33

1.




2.




3.




4.



5.



6.



The Weather

A Say these.  2.34



1. sunny



2. cloudy




3. windy



4. rainy



5. snowy



I can talk about Unit 5.

1. Say and act.

Here you are.

Thank you.

2. How many cows?



I can talk about Unit 6.

1. How old are you?

2. Do you like **pizza**?

Unit 7

My Body


Let's Talk



A Listen and say. 2.35

Oops! I'm sorry.


That's OK.



B Watch the video.

C Say and act. 2.36

1. Oops! I'm sorry.




2. _____.




D Listen and sing.  2.37 

Oops! I'm Sorry




Oops! I'm sorry.
That's OK.
Oops! I'm sorry.
Oops! I'm sorry.



Oops! I'm sorry.
That's OK.
Oops! I'm sorry.
That's OK.



E Listen and do.  2.38



1. Stamp your feet.



2. Clap your hands.



I can do this lesson.

Let's Learn



A Learn the words. 2.39



1. head



2. shoulders



3. knees



4. toes


B Listen and point. 2.40


C Make sentences.  2.41

I can touch my head.



D Listen, point, and chant.  2.42 



 I can do this lesson.

Let's Learn More



A Learn the words. 2.43



1. eyes



2. ears



3. mouth




4. nose

B Listen and point. 2.44

C Ask and answer.  2.45

What can you do?

I can touch my eyes.





D Listen, point, and sing.  2.46 



I can do this lesson.



Phonics

A Sing and say.  2.47 

A B C D E F G H I J K L M N O P Q R S T **U V W** X Y Z
a b c d e f g h i j k l m n o p q r s t **u v w** x y z

B Listen, point, and say.  2.48

Uu



umbrella



up



violin



vest




Ww




watch




water


C Watch, point, and chant.   2.49 


The UVW Chant


U u up 

umbrella 

V v vest 


violin 

W w water 

watch 

D Find the letters. Name the pictures.

What can you do?



I can touch my nose.

E Listen and read along.  2.50




I can do this lesson.

Unit 8

I Can Let's Talk



A Listen and say. 2.51



B Watch the video.

C Say and act. 2.52



D Listen and sing.  2.53 

Let's Play

Let's play.

OK!

Let's play.

OK, OK!

Let's play, let's play.

OK, let's play!

Let's play tag.

OK, let's play, let's play!

Let's jump rope.


OK, OK, let's play!

Let's play ball.

OK, let's play, let's play!

Hey, let's play, let's play.

OK!



E Listen and do.  2.54



1. Point to the board.



2. Go to the board.



I can do this lesson.

Let's Learn



A Learn the words. 2.55




1. ride a bicycle



2. sing a song







3. fly a kite



4. bounce a ball

B Listen and point. 2.56

C Make sentences.  2.57



D Listen, point, and chant.  2.58 

 I can do this lesson.

Let's Learn More



A Learn the words. 2.59



1. swim



2. smile







3. wink



4. dance

B Listen and point. 2.60

C Ask and answer.  2.61





D Listen and chant.  2.62 



I can do this lesson.



Phonics

A Sing and say.  2.63 


A B C D E F G H I J K L M N O P Q R S T U V W **X Y Z**
a b c d e f g h i j k l m n o p q r s t u v w **x y z**

B Listen, point, and say.  2.64

Xx



fox



box



yarn

Yy



yak




Zz




zebra

0


zero

C Watch, point, and chant.   2.65 


The XYZ Chant


X x fox 

box 

Y y yarn 

yak 

Z z zebra 

zero 

D Find the letters. Name the pictures.



E Listen and read along.  2.66



I can do this lesson.

Let's Review



A Listen and circle. 2.67

1.



a.



b.

2.



a.



b.

3.



a.



b.

4.



a.



b.

5.



a.



b.

6.



a.



b.



Days of the Week

A Say these.  2.68

It's Sunday.



Sunday	Monday	Tuesday	Wednesday	Thursday	Friday	Saturday
1	2	3	4	5	6	7
8	9	10	11	12	13	14
15	16	17	18	19	20	21

B Listen, point, and sing.  2.69 



I can talk about Unit 7.

1. I can touch my **ears**.
2. What can you do?

I can talk about Unit 8.

1. I can **fly a kite**.
2. Can you **dance**?

Let's Begin 2 Syllabus

Let's Remember

Alphabet Aa-Zz Language: Hi. I'm Scott. Hello. I'm Kate.
Touch your shoulders. Touch your elbows.
Touch your knees. Touch your feet.

Let's Talk	Let's Learn	Let's Learn More	Let's Learn to Read
Unit 1 Toys			
<p>Conversation: Hi, what's your name? I'm Kate.</p> <p>Song: Hi! What's Your Name?</p> <p>Listen and do: Stand up. Sit down.</p>	<p>Toys: a ball, a jump rope, a yo-yo, a bicycle</p> <p>Language: It's a yo-yo.</p>	<p>Toys: a train, a car, a doll, a teddy bear</p> <p>Language: What is it? It's a teddy bear.</p>	<p>Phonics The Alphabet Song Aa-Zz</p> <p>Find the letters: Andy, Jenny, Kate, Scott</p>
Unit 2 Colors			
<p>Conversation: Hi, boys and girls. Hello, Miss Jones. Goodbye. See you later.</p> <p>Song: Hi, Hello, Goodbye</p> <p>Listen and do: Come here. Turn around.</p>	<p>Colors: red, blue, yellow, green, brown</p> <p>Language: It's blue.</p>	<p>Colors: purple, orange, black, white, pink</p> <p>Language: What color is it? It's purple.</p>	<p>Phonics The Alphabet Song Aa-Zz</p> <p>Alphabet A-D: apple, ant, ball, bird, cat, car, dog, doll</p> <p>The ABCD Chant</p> <p>Sentences: What is it? It's a ball.</p>
Let's Review Units 1 and 2		Speaking Bonus	
Unit 3 Shapes			
<p>Conversation: How are you today? I'm fine, thank you.</p> <p>Song: How Are You Today?</p> <p>Listen and do: Walk. Run.</p>	<p>Shapes: a circle, a square, a triangle, a heart</p> <p>Language: Draw a square.</p>	<p>Shapes: a star, a rectangle, a diamond, an oval</p> <p>Language: Is it a star? Yes, it is. Is it a rectangle? No, it isn't. It's a diamond.</p>	<p>Phonics The Alphabet Song Aa-Zz</p> <p>Alphabet E-H: egg, elephant, fish, farm, gorilla, goat, heart, house</p> <p>The EFGH Chant</p> <p>Sentences: Is it a heart? Yes, it is.</p>
Unit 4 Numbers			
<p>Conversation: May I come in? Sure! Please come in!</p> <p>Song: May I Come In?</p> <p>Listen and do: Go. Stop.</p>	<p>Numbers 1-5: 1, 2, 3, 4, 5</p> <p>Language: Let's count. 1, 2, 3, 4...5!</p>	<p>Numbers 6-10: 6, 7, 8, 9, 10</p> <p>Language: How many? 7.</p>	<p>Phonics The Alphabet Song Aa-Zz</p> <p>Alphabet I-L: igloo, iguana, jump rope, jeans, kangaroo, kite, lion, ladybug</p> <p>The IJKL Chant</p> <p>Sentences: Is it a lion? Yes, it is.</p>
Let's Review Units 3 and 4		Speaking Bonus	



Let's Talk	Let's Learn	Let's Learn More	Let's Learn to Read
Unit 5 Animals			
<p>Conversation: Here you are. Thank you.</p> <p>Song: Here You Are. Thank You!</p> <p>Listen and do: Jump. Skip.</p>	<p>Pets: dog, dogs, cat, cats, bird, birds</p> <p>Language: Let's count the cats. 1 cat, 2 cats.</p>	<p>Farm Animals: cow, cows, rabbit, rabbits, duck, ducks</p> <p>Language: How many cows? 8 cows.</p>	<p>Phonics The Alphabet Song Aa-Zz</p> <p>Alphabet M-P: moon, monkey, nest, net, octopus, ostrich, panda, popcorn</p> <p>The MNOP Chant</p> <p>Sentences: How many eggs? 1 egg.</p>
Unit 6 Food			
<p>Conversation: How old are you? I'm 6.</p> <p>Song: How Old Are You?</p> <p>Listen and do: Make a line. Make a circle.</p>	<p>Food: ice cream, pizza, cake, chicken</p> <p>Language: I like cake.</p>	<p>Food: milk, fish, bread, rice</p> <p>Language: Do you like fish? Yes, I do. No, I don't.</p>	<p>Phonics The Alphabet Song Aa-Zz</p> <p>Alphabet Q-T: queen, quilt, rabbit, rock, sun, sandwich, tiger, teapot</p> <p>The QRST Chant</p> <p>Sentences: Do you like cake? Yes, I do.</p>
Let's Review Units 5 and 6			Speaking Bonus
Unit 7 My Body			
<p>Conversation: Oops! I'm sorry! That's OK.</p> <p>Song: Oops! I'm Sorry</p> <p>Listen and do: Stamp your feet. Clap your hands.</p>	<p>Body: head, shoulders, knees, toes</p> <p>Language: I can touch my head.</p>	<p>Face: eyes, ears, mouth, nose</p> <p>Language: What can you do? I can touch my eyes.</p>	<p>Phonics The Alphabet Song Aa-Zz</p> <p>Alphabet U-W: umbrella, up, violin, vest, watch, water</p> <p>The UVW Chant</p> <p>Sentences: What can you do? I can touch my nose.</p>
Unit 8 I Can			
<p>Conversation: Let's play. OK. Let's play ball. OK. Let's play tag. OK. Let's jump rope.</p> <p>Song: Let's Play</p> <p>Listen and do: Point to the board. Go to the board.</p>	<p>Activities: ride a bicycle, sing a song, fly a kite, bounce a ball</p> <p>Language: I can fly a kite. I can't fly a kite.</p>	<p>Activities: swim, smile, wink, dance</p> <p>Language: Can you dance? Yes, I can. No, I can't.</p>	<p>Phonics The Alphabet Song Aa-Zz</p> <p>Alphabet X-Z: fox, box, yarn, yak, zebra, zero</p> <p>The XYZ Chant</p> <p>Sentences: I can dance. I can't dance.</p>
Let's Review Units 7 and 8			Speaking Bonus

Word List

A

a 6
 an 26
 and 12
 ant 18
 apple 18
 are 22

B

ball 6
 bicycle 6
 bird 18
 birds 42
 black 16
 blue 14
 board 67
 book 39
 bounce 68
 box 72
 boys 12
 bread 52
 brown 14

C

cake 50
 can 61
 can't 69
 car 8
 cat 18
 cats 42
 chicken 50
 circle 24
 clap 59
 close 39
 cloudy 57
 color 17
 come here 13
 come in 30
 count 33
 cow 44
 cows 44

D

dance 70
 diamond 26
 do 53
 dog 18
 dogs 42
 doll 8
 don't 53
 draw 25
 duck 44
 ducks 44

E

ears 62
 egg 28
 eggs 47
 eight (8) 34
 elephant 28
 eyes 62

F

farm 28
 feet 59
 fine 22
 fish 28
 five (5) 32
 fly 68
 four (4) 32
 fox 72
 Friday 75

G

girls 12
 glue 21
 go 31
 goat 28
 goodbye 12
 gorilla 28
 green 14

H

hands 59
 have 21
 head 60
 heart 24
 hello 12
 here 40
 hi 3
 house 28
 how 22

I

I 21
 I'm 3
 I'm sorry 58
 ice cream 50
 igloo 36
 iguana 36
 is 9
 isn't 27
 it 9
 it's 7

J

jeans 36
 jump 41
 jump rope 6

K

kangaroo 36
 kite 36
 knees 60

L

ladybug 36
 later 14
 let's 33
 like 51
 line 49
 lion 36

M

make 49
 may 30
 milk 52
 miss 12
 Monday 75
 monkey 46
 moon 46
 mouth 62
 my 61

N

name 4
 nest 46
 net 46
 nine (9) 34
 no 27
 nose 62

O

octopus 46
 old 48
 one (1) 32
 oops 58
 open 39
 orange 16
 ostrich 46
 oval 26

P

paint 21
 panda 46
 paper 21
 pencil 39
 pink 16
 pizza 50
 play 66
 please 30
 point 67
 popcorn 46
 purple 16
 put away 39

Q

queen 54
 quilt 54

R

rabbit 44
 rabbits 44
 rainy 57
 rectangle 26
 red 14
 rice 52
 ride 68
 rock 54
 run 23

S

sandwich 54
 Saturday 75
 scissors 21
 see you
 later 12
 seven (7) 34
 shoulders 60
 sing 68
 sit down 5
 six (6) 34
 skip 41
 smile 70
 snowy 57
 song 68
 square 24
 stamp 59
 stand up 5
 star 26
 stop 31
 sun 54
 Sunday 75
 sunny 57
 sure 30
 swim 70

T

tag 66
 take out 39
 tape 21
 teapot 54
 teddy bear 8
 ten (10) 34
 thank you 22
 that's OK 58
 the 43
 three (3) 32
 Thursday 75
 tiger 54
 to 67

today 22
 toes 60
 touch 61
 train 8
 triangle 24
 Tuesday 75
 turn around 13
 two (2) 32

U

umbrella 64
 up 64

V

vest 64
 violin 64

W

walk 23
 watch 64
 water 64
 Wednesday 75
 what 9
 what's 4
 white 16
 windy 57
 wink 70

Y

yak 72
 yarn 72
 yellow 14
 yes 27
 yo-yo 6
 you 12
 your 4

Z

zebra 72
 zero (0) 72

Oxford University Press is the world's authority on the English language.

As part of the University of Oxford, we are committed to furthering English language learning worldwide.

We continuously bring together our experience, expertise and research to create resources such as this one, helping millions of learners of English to achieve their potential.



OXFORD
UNIVERSITY PRESS

www.oup.com/elt



Let's talk. Let's learn. Let's Go!

Energize your English classes with the trusted methodology of **LET'S GO**.

LET'S GO is full of fun, collaborative activities that get students talking in English from the very beginning.

- NEW** **Animated videos:** conversations, songs, and chants create excitement in class and motivate students to speak in English
- NEW** **Teacher's Resource Center:** Online Practice and an extensive online library of easy-to-access teaching resources help get the most out of each class
- NEW** **Can-do statements:** can-do statements with supporting activities allow students to measure their progress
- NEW** **Let's Begin series:** a two-level introductory course provides the perfect building blocks for learning English


Students

- **Student Book**
- **Workbook**
Online Practice
- **Online Play**
Student's Website



Teachers

- **Teacher's Pack**
Classroom Presentation Tool, Teacher's Guide, and Teacher's Resource Center
- **Class Audio CDs**
- **Teacher Cards**



ISBN 978-0-19-405008-1



9 780194 050081