

Contents

1 From Morning to Night	2
2 Helping Hands	14
3 Pen Pals	26
4 Amazing Animals	38
5 Rain or Shine	50
6 Our Five Senses	62
7 A World of Food	74
8 In Shapel!	86
9 Puppets	98
Sound and Spelling Handbook	110
Review	119
Grammar and Writing	125
Cutouts	127
Stickers	
Completion Certificate	

Backpack Song

It's time to open **Backpack**
and see what we can see.
We'll have lots of adventures.
Explore **Backpack** with me!

Backpack is full of fun things
we use each day in school.
Stories, puzzles, songs, and games—
Backpack is really cool!

It's time to open **Backpack**
and see what we can see.
We'll have lots of adventures.
Explore **Backpack** with me!

Backpack is full of fun and facts,
projects and pictures, too.
We're learning English, we're never bored.
There are great new things to do!

It's time to open **Backpack**
and see what we can see.
We'll have lots of adventures.
Explore **Backpack** with me!



1

From Morning to Night

TRACK A2

1

Read. Listen and sing.



Exactly Ed

Every day at exactly 6:45,
Ed gets out of bed.
Not 6:44, or 6:46,
because he's Exactly Ed.

Every day at exactly 7:00,
Ed gets ready to go.
He washes his face, combs his hair,
and gets dressed—
never fast and never slow.

*He does the same things
at the same time every day.
Because he's Exactly Ed,
it just has to be that way.*

Every day at exactly 7:15,
Ed eats his breakfast.
Then he brushes his teeth,
and he walks to school.
So at 8:00 he sits at his desk.

(Chorus)



What's your
day like?



Routine actions; telling time

TRACK A4

2 Listen. Point and say.

Excuse me. What time is it?

It's 6:40.

TRACK A5

3 Listen and stick.

- 1.
- 2.
- 3.
- 4.
- 5.
- 6.

TRACK 47

4

Listen. Look and read.

Before school



1. She takes a shower at 7:00 in the morning.



2. He gets dressed at 7:25 in the morning.




3. She eats breakfast at 7:30 in the morning.

4. He feeds his bird at 7:45 in the morning.



Reading: social studies; vocabulary and grammar in context

After school



5. She does her homework at 3:30 in the afternoon.



6. She plays video games at 4:15 in the afternoon.



7. She has a tae-kwon-do lesson at 5:10 in the afternoon.



8. He watches cartoons on TV at 5:30 in the afternoon.

TRACK A8

5

Point. Ask and answer.

What time does she take a shower?

At 7:00.



TRACK A9

6

Point. Ask and answer.

What does she do after school?

She does her homework.



Question formation; *do/does*; routine actions

Grammar

What does he do **before** school?
What does she do **before** school?

He eats breakfast **before** school.
She eats breakfast **before** school.

What do you do **after** school?

I watch TV **after** school.

7 Look at the clocks. Read. Write *before* or *after*.



David



Sun-mi



Tim

- David brushes his teeth after he eats breakfast.
- Sun-mi watches TV _____ she does her homework.
- Tim gets dressed _____ he combs his hair.
- David eats breakfast _____ he brushes his teeth.
- Sun-mi does her homework _____ she watches TV.
- Tim combs his hair _____ he gets dressed.

8 Read and circle.

Hi! I'm David, and my brother's name is Tim. I get up at 6:45. Tim gets up at 7:00. I take a shower at 7:10, but Tim doesn't. He takes a shower at 7:25. I play soccer at 4:30. Tim plays soccer at 4:45. I do my homework at 6:30, but Tim doesn't. He does his homework at 8:00.

- David gets up before Tim. yes no
- Tim takes a shower before David. yes no
- David plays soccer after Tim. yes no
- Tim does his homework after David. yes no

Questions with *do/does*; simple present;
before/after

9 Look and write.

1. She watches TV after school.



2. He _____ after school.



3. I _____ before school.



4. She _____ after school.



5. He _____ before school.



10 Ask three friends. Tell the class.

What do you do after school?

I ride my bike.

What time do you ride your bike?

At 3:30.



Name	After School	Time
Katia	rides her bike	3:30
1.		
2.		
3.		

Routine actions; before/after; questions with do; time

TRACK A11
11

Listen. Write the letter.

1. e
2.
3.
4.
5.



a



b



c



d



e

TRACK A12
12

Listen. Read and chant.

After School

I work hard in school all day,
 so after school it's time to play.
 I go and get my ball and bat,
 and my favorite baseball hat.
 I meet my friends at five o'clock sharp,
 and then play baseball 'til it's dark.
 I go back home to watch TV,
 and then eat dinner with my family.
 I do my homework and help my mom,
 and then it's nine—the day is gone.
 So as I go to bed I say,
 tomorrow is another day!



Betty Backwards reads her mom a story.
She reads from the end to the beginning.
She goes to sleep after her mom does.

(Betty does everything backwards.
She isn't like you and me.
Betty does things differently!)



Betty Backwards

by Diane Pinkley




Betty Backwards gets up at ten o'clock at night. She eats dinner after she brushes her teeth. She gets dressed in her pajamas before she goes out to play.

(Betty does everything backwards.
She isn't like you and me.
Betty does things differently!)

Betty Backwards goes to school on weekends.
She plays soccer before she goes to school.
She walks her cat after school.

(Betty does everything backwards.
She isn't like you and me.
Betty does things differently!)



2

Betty Backwards has breakfast before
she goes to bed. She eats her dessert
before her vegetables. She gets
dressed in a skirt and blouse before
she goes to sleep.

(Betty does everything backwards. She
isn't like you and me. Betty does things
differently!)



3

Twist and Talk

Cut out the paper strips on page 127.
Make a talking tube.



What time do you
get dressed?

I get dressed
at 7:00.



Content connection: art; language arts

Celebrate Special Days

Look and read. Talk.

Celebrate Mother's Day.



We always get a special gift for our mother on Mother's Day.

Celebrate Earth Day.



We always plant trees on Earth Day.

Celebrate your birthday.



Our family always celebrates birthdays.

What special days do you celebrate? What do you do on special days? Talk and write.

Know It? Show It!

Spin. Ask and answer.

Review

What does she do before school?

She eats breakfast.

The grid contains 12 illustrations in yellow-bordered boxes:

- 1. A girl eating breakfast at a table.
- 2. A boy brushing his hair in a mirror.
- 3. A boy riding a bicycle on a path.
- 4. A girl sitting at a desk writing.
- 5. A girl waking up in bed.
- 6. A boy feeding a cat.
- 7. A boy playing table tennis.
- 8. A boy using a hair dryer.
- 9. A girl watching TV.
- 10. A girl playing soccer.



Ask people what time it is.

Excuse me.
What time is it, please?

It's 4:50, ma'am.

Thank you.



Unit 1
I can do it!

Performance assessment
See Assessment Package pp. 87-89, 93, 101, and 110-111.

2 Helping Hands

TRACK 14
1

Read. Listen and sing.

Helpers

*There are many helping hands
in my family.
We like to help each other out
in our community.*

Firefighters keep us safe—
police officers, too.
My uncle John's a firefighter.
What does your uncle do?

Farmers help to keep us fed—
chefs and waiters, too.
My father is a farmer.
What does your father do?

(Chorus)

Teachers help us learn a lot—
TV reporters, too.
My mother is a teacher.
What does your mother do?

(Chorus)

What about
your family?

Helping occupations; family members

TRACK A15

2 Listen. Point and say.

- 1. My sister is a secretary.
She types letters.
- 2. My grandfather is a barber.
He cuts hair.
- 3. My aunt is a mail carrier.
She brings the mail.
- 4. My father is a coach.
He teaches soccer.
- 5. My cousin is a salesperson.
She sells clothes.
- 6. My brother is a waiter.
He serves food.



TRACK A16

3 Listen. Stick and say.

What does your sister do?



TRACK A18

4

Listen. Look and read.


Health Workers

Health workers help us stay healthy. Dentists fix our teeth. Doctors help sick people get well. Nurses give shots. Exercise instructors help us use our muscles. Vets help sick animals.



Information Workers

Information workers help us get information. Teachers help us learn math, science, and English. TV reporters tell us what is happening in the world. Journalists write stories for newspapers. Computer programmers help us get information fast.



Reading: social studies; vocabulary and grammar in context

Construction Workers

Construction workers help us live in comfort. Plumbers give us running hot and cold water. Electricians put in electricity for lights, heat, and TV sets. Architects design buildings. Carpenters build things out of wood.



TRACK A19

5

Point. Ask and answer.

What do dentists do?

They fix our teeth.



TRACK A20

6

Ask and answer.

What does your mother do?

She's an architect.



Question formation; contractions; occupations

Grammar

What does he do?
What does she do?

He is an architect.
She is an architect.

What do they do?

They're architects.

7 Look and write.



1. What does she do? She's a police officer.
2. What do they do? They're _____
3. What does he do? He's a _____
4. What do they do? They're _____

8 Read and write.

Hi! My name is Eric. My family likes to help other people. My father helps students learn math and science. My mother helps sick animals get well. My uncle builds things out of wood for people to use. My aunt helps people exercise to stay healthy. I want to help people, too. I want to design buildings for my community.

1. Eric's father is a _____
2. Eric's mother is a _____
3. Eric's uncle is a _____
4. Eric's aunt is an _____
5. Eric wants to be an _____



Grammar

What do dentists do? They fix our teeth.

9 Look and write.



1. Architects design buildings.
2. _____
3. _____
4. _____
5. _____
6. _____

bring mail
build things out
of wood
design buildings
get information
serve food
teach sports

10 Ask a friend. Tell the class.

(Me) _____

(My friend) _____

What do you
want to be when
you grow up?



I want to be
a police officer
or a firefighter.

Questions with *what; want + be;*
occupations

11

Listen. Write T for true and F for false.

1. a. T

b.



2. a.

b.



3. a.

b.

4. a.

b.

12

Listen. Read and chant.

One Day

One day I'll be all grown up
and ready for a job.

Maybe I'll be a TV reporter
like my uncle Bob.

Or maybe I'll be a soccer star
and sign my name for fans.

Or maybe I'll be a singer
in a famous band.

Or maybe I'll be an astronaut
and fly in outer space.

Or maybe I'll be a doctor
like my cousin Grace.



My uncle is a clown. He makes people laugh.

My aunt is a juggler.

She can keep many things
in the air at the same time.

Being a circus family is hard
work—and fun.



A Circus Family

by Diallo Lawton



Hi. I'm Natasha, and I work with my
family in the circus.

We all work very hard, but every day
in the circus world is exciting!





My grandfather is an electrician.
He controls all the special lights for the circus.

My grandmother is a tailor.
She sews beautiful costumes for people to wear.



2



My father is a trapeze artist.
He swings on a trapeze and flies
through the air.

My mother is an acrobat. She can turn
cartwheels and jump very high.



3



Family Tree

Cut out the frames from page 129.
Make a family tree.



What does your father do?

He's a computer programmer. He works with computers.



Content connection: social studies



Help Others

Look and read. Talk.



Open doors.

John is opening the door for his grandmother.



Give up your seat.

Emily is giving her seat to a mother and her baby.



Put things away.

Carl is putting the game back for his friends. Sarah is putting the book back for her friends.

What about you? How do you help others? Talk and write.

Know It? Show It!

Write four words from the list. Listen.
Make an X. When you have all Xs, say *Bingo*.



journalist		
	★	electrician
TV reporter	mail carrier	


- architect
- coach
- dentist
- plumber
- secretary
- teacher
- waiter



Draw what you want to be.



I want to be a vet.
Vets help sick
animals get well.



Performance assessment
See Assessment Package pp. 87-89, 92, 102, and 110-111.

TRACK A25
1

Read. Listen and sing.

Friends

Some of my friends live nearby,
and some live far away—
in France, Japan, and Paraguay.
I don't see them day to day.

We send each other e-mails,
photos, and birthday cards.
I love to hear from all my friends.
It's fun and it isn't hard.

*Friends with smiling faces,
pen pals in distant places.
I've got friends I write to
near and far.*

I write about my city life
and what I see each day—
the crowded streets, the noisy cars,
and parks where children play.

One pen pal lives in the country.
He writes me about the farm.
He feeds chickens in the yard
and milks cows in the barn.

(Chorus)

Pen pals are
friends far
away!

2 Listen. Point and say.

There is noise and excitement in the city. There are many people and cars on the streets. There are lots of stores, movie theaters with bright lights, tall buildings, and restaurants. There are parks, museums, and libraries.



There is peace and quiet in the country. There are big barns and houses with fences. There are lots of trees, flowers, and crops in the fields. There are ponds and lakes for fishing and swimming. There are many animals.



3 Listen. Stick and say.

City and country life; there is/there are



4 Listen. Look and read.

This is a picture of my pen pal. He lives on a farm in the country. Every morning he has to go to the barn to collect the eggs and feed the chickens. He sometimes milks the cow.



After school, he usually helps his father with the chores. Sometimes he and his father have to clean the barn or paint the fence. He goes to bed early because he has to get up at 6:00 A.M.





This is my pen pal. She lives in the city. She lives in an apartment in a tall building.



Every morning, she has to make her bed and feed her cat. She never walks to school. She always takes the school bus.

After school, she usually waits for her brother. They have to take another bus to go to their music lessons. My pen pal loves music.



5 Point. Ask and answer.



6 Ask and answer.

What does he have to do?

He has to collect the eggs.



What does he sometimes do?

He sometimes milks the cow.



Question formation; adverbs of frequency; chores

Grammar

What **does** he/she **have to do**?

He/She **has to** feed the cat.

What **do** you/they **have to do**?

I/They **have to** feed the cat.

7 Write *has to* or *have to*.



1. What does he have to do? He _____ go to bed at 8:30.
2. What do they have to do? They _____ paint the fence.
3. What does she have to do? She _____ take the bus.
4. What do they have to do? They _____ practice the piano.

8 Read and write.

Hi! My name is Monica. Today is a busy day. First, I have to clean my room and feed my bird. Then I have to go to the library with my mother. We have to return some books. Then we are going shopping. After that, I have to practice the piano. After dinner, I'm going to write a letter to my pen pal.

1. What are three things Monica has to do?

2. What do Monica and her mother have to do?



9 Ask four friends. Tell the class.

clean my room go to soccer practice
do my homework make my bed
feed my bird practice the piano
go shopping write to my pen pal

What do you have to do today?




I have to make my bed and feed my cat.

Name	I have to ...	
Mounira	make my bed	feed my cat
1.		
2.		
3.		
4.		

10 Talk about what you do.

Do you make your bed?

Sometimes.



Questions; adverbs of frequency; chores

Listen. Write the letter.

1. _____

2. _____

3. _____

4. _____

5. _____



a



b



c



d



e

Listen. Read and chant.

A Country Visit

Pen pal, I'm so happy
you're coming to stay with me.
You can help me with my chores.
I have lots of work, you see.


First, we have to collect the eggs,
and then we milk the cow.
Next, we have to feed the chickens.
I'll be glad to show you how.

But after work, we'll rest and play.
I promise you'll love your country stay!
And when I visit your home, too,
I'll help you with all you have to do!



A City Visit

Hi! I'm Terry from Australia.
I live on a farm in the country.
Today I'm flying to Tokyo, Japan.
My pen pal Masahiro is waiting
at the airport!



Copyright © by Pearson Education, Inc. All rights reserved.



One of my favorite places in Tokyo is Ueno Park.
There are lots of trees and gardens.
There is a wonderful zoo in the park, too.
Tokyo is a great city to visit!



I am staying with Masahiro and his family.
They live in the Ikebukuro district of Tokyo.
They have an apartment on the third floor of a
tall building.
Sometimes we run up and down all the stairs.

2

There are lots of interesting buildings, stores, and
restaurants in Tokyo.
There are many people and cars on the streets.
Tokyo is an exciting and busy city.
There is always something fun to do.



3

City or Country

Cut out the pictures on page 131.
Make a city or country scene.



That tall building
has apartments.

There is a museum
here, next to
the theater.



Content connection: social studies; art

Do Your Chores

Look and read. Talk.



Bob always feeds his dog in the morning and at night.



Marla always sets the table for dinner. She sometimes has to set the table for lunch, too.



Juan usually makes his bed before breakfast. He sometimes makes it after breakfast.

What chores do you have to do? Talk and write.

Know It? Show It!

Spin. Ask and answer.

Review





What does he have to do?

He has to feed the chickens.



Make a book.



He usually collects eggs before school.

Performance assessment
See Assessment Package pp. 87-89, 94, 103, 110-111 and 112-113.

TRACK A36

1

Read. Listen and sing.










Animals

Some of the animals live in the sea.
Whales swim under water,
much faster than you and me.

Some of the animals fly in the air—
bats, eagles, all kinds of birds.
How did they get there?


*Animals live in all kinds of places
with all kinds of weather.
Animals have all kinds of faces
with horns and teeth and feathers.*

Some of the animals live in ice and snow—
polar bears and penguins.
They like it really cold.

Some of the animals live in desert sand.
Ducks, parrots, and fish can't,
but lizards and camels can.

(Chorus)

Which animals
do you like?




2 Listen. Point and say.



1



2



3



4



5



6

Animals live in many different places.

1. A deer lives in the forest.
2. A penguin lives in the ice and snow.
3. A camel lives in the desert.
4. An ostrich lives on the plains.
5. A parrot lives in the rain forest.
6. A whale lives in the ocean.

3 Stick and say.



TRACK A30

4

Listen. Look and read.




Most sharks in the ocean can't stop moving; if they do, they can't breathe. Sharks grow new teeth every eight days. Some sharks can have as many as 30,000 teeth in their lifetime!

Egyptian plovers can live in the mouths of crocodiles! They clean the crocodiles' teeth.




Crocodiles never eat this bird!



Giraffes live on the plains. They are very tall, and so they can reach high into trees to eat the leaves. Male giraffes fight with their horns and necks. Giraffes can clean their own ears with their 21-inch (53-cm) tongues!

Camels live in the desert. They can go without food or water for a long time. They can live off the fat in their humps. Camels can't sweat, so they don't lose water from their bodies.





Octopuses like the warm parts of the ocean. Some octopuses can squeeze fish with their long tentacles, and some of them kill with a poison bite. Octopuses can change colors any time they want, and they can squirt black ink when they want to hide from an enemy!

Kangaroos live on the plains. They have strong legs and can jump as high as 9 feet (2.7 m). Kangaroos can run 40 miles (64 km) an hour, but they can't walk backwards! They can go without water for a very long time. Female kangaroos keep their babies in their pouches.



5 Point. Ask and answer.

Where do sharks live?

In the ocean.



6 Ask and answer.

What can sharks do?

They can grow new teeth.

Question formation; can

Grammar

What can	you he she it they	do?	I He She It They	can run fast.	I He She It They	can't fly.
-----------------	--------------------------------	-----	------------------------------	----------------------	------------------------------	-------------------

7 Look and write. Use *can* or *can't*.



1

fly



2

jump



3

walk



4


climb

1. What can they do? They _____
2. What can it do? It _____
3. What can't it do? It _____
4. What can you do? I _____

8 Read and write. Use *can* or *can't*.

There are over 3,000 types of snakes in the world. Snakes can live underground, in trees, or in the ocean. Some snakes, such as pythons, can grow to be very long. A python can squeeze an antelope and then eat it whole, little by little. Some snakes are very small, the size of a pencil. Snakes can't walk or run because they don't have legs. They can't close their eyes because they don't have eyelids.

python



1. Snakes _____ live in different places.
2. A python _____ grow to be very long.
3. A python _____ eat a whole antelope.
4. Snakes _____ walk or run.
5. Snakes _____ close their eyes.



antelope

Questions with *what*; *can/can't* + verb;
subject pronouns

9 Ask and answer.

This animal lives in ice and snow. It can't fly. What is it?

A penguin.



An animal that ...

Animal

lives in ice and snow and can't fly

a penguin

1. can go without water for a long time

2. can change its color

3. can squeeze other animals

4. can reach high into trees to eat leaves

5. can hold a bird in its mouth

6. keeps its babies in a pouch



10 A. What can you do? Write.



B. Tell a group what you can do.

Questions with *what*; simple present;
can/can't

Listen. Write the number.



Listen. Read and chant.


If I Could Be an Animal

If I could be an animal, a shark is what I'd be.
I'd grow new teeth and skip the dentist.
That sounds great to me.

If I could be an animal, a penguin is what I'd be.
Formally dressed, I'd play in the snow.
That sounds fun to me.

If I could be an animal, a python is what I'd be.
I'd squeeze my dinner and eat for a week.
That sounds good to me.

If I could be an animal, a giraffe is what I'd be.
I'd clean my ears without taking a bath.
That sounds cool to me.



Snake's Flying Lesson

Based on a Mexican Folktale

Retold by Diane Pinkley



Snake opens his mouth to bite Eagle.

He falls through the air down to the ground.

He lands on a cactus. Ouch!



4



One day Snake is talking to two birds.


"I live in the desert on the hot ground. I can't fly," says Snake.

"Everybody knows snakes can't fly," say the birds.

"I want to fly like you! Help me!" says Snake.

"We can try," say the birds.






"Hold on tight, friend. Don't open your mouth or you'll fall!" say the birds.

The birds carry Snake high in the air.

The air is cool. The sun shines through the white clouds.

Flying is wonderful! thinks Snake.

2



"Well, well. A silly snake who thinks it can fly!" says Eagle. "Are those feathers down there on your tail? Can you fly without that stick in your mouth?"

Snake gets very angry.

3

Animal Mobiles

Cut out the shapes and words on page 133.
Make an animal mobile to talk about.



Giraffes and ostriches live on the plains. Zebras live on the plains, too.



Content connection: science; social studies


Help Protect Animals

What can you do? Look and read. Talk.



Find out more.

Go to the library. Find and read books about threatened and endangered animals. Watch TV shows. Talk to vets and other people who help animals.



Form or join a group.

Decide how your group can help protect animals. Will you write letters? Will you make posters?

Write about what you and people in your community can do to help.



Know It? Show It!

Look at the picture. Write the name of the animal.

Review

Across →

Down ↓



Make an animal mask. Talk about your animal.

I'm a tiger. I live in the forest. I can run fast.



Performance assessment
See Assessment Package pp. 87–89, 95, 104, and 110–111.

Unit 4

49

TRACK A46

1

Read. Listen and sing.



Playing Outside

Hey, where's my sweater?
It's a cool and windy day.
I need a cap and sweater
to go outside and play.

Hey, where's my winter coat?
It's a cold and snowy day.
I need a coat, hat, and gloves
to go outside and play.

*When the seasons change,
the clothes I wear change, too.
No matter what the weather is,
I play outside—don't you?*

Hey, where's my raincoat?
It's a wet and rainy day.
I need a raincoat and some boots
to go outside and play.

Hey, where's my swimsuit?
It's a hot and sunny day.
I need my suit and sandals
to go outside and play.





(Chorus—repeat)



What's the weather
like today?



2 Listen. Point and say.


Monday	Tuesday	Wednesday	Thursday	Friday
				
			Yesterday	Today

1. Today it's rainy. Puddles are everywhere!
2. Yesterday it was sunny.
3. Tuesday it was snowy. Snowflakes were everywhere!
4. Wednesday it was cloudy.
5. Monday it was windy. Leaves were everywhere!

3 Stick and say.



MONDAY 5




TUESDAY 6



WEDNESDAY 7



THURSDAY 8



FRIDAY 9

Talk about the weather.



today

Unit 5

51

Weather; simple present and past (be); yesterday/today; days of the week

TRACK A49

4


Listen. Look and read.

Weather is different in different places. Weather changes with the seasons.



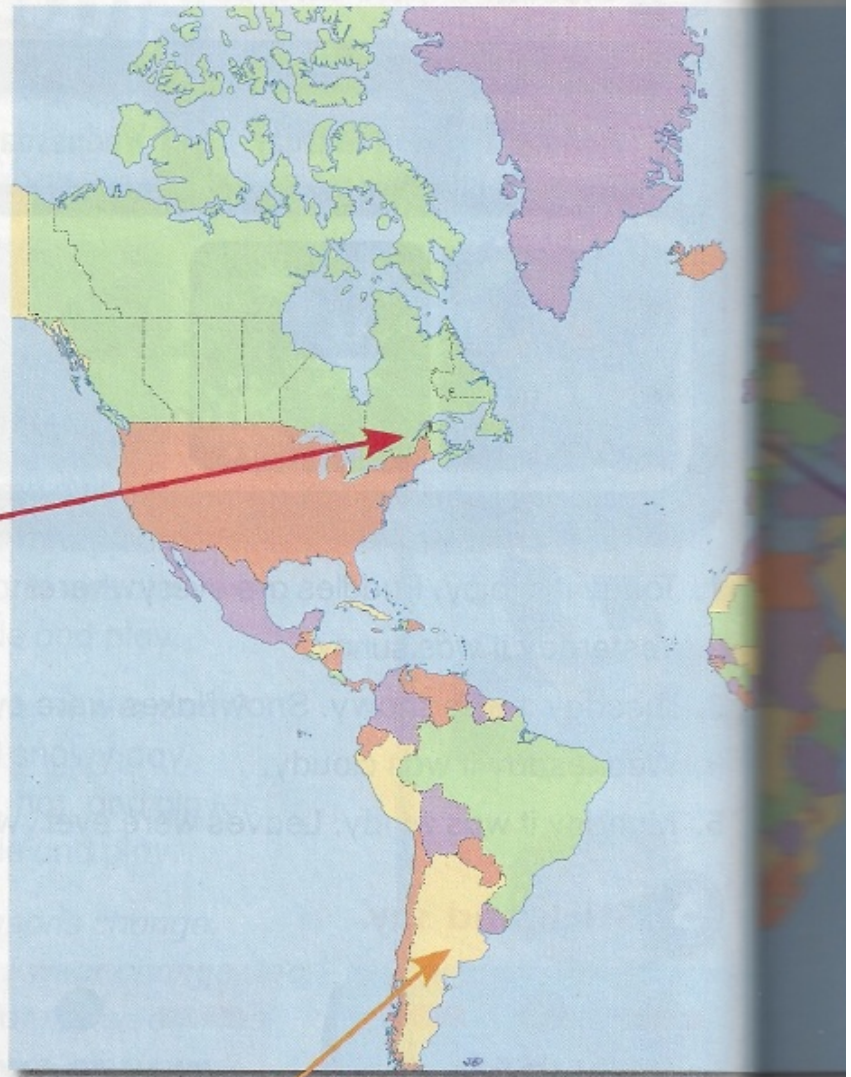
Montreal, Canada


Marie lives in Montreal, Canada. In winter, when it is cold and snowy, she wears a hat, a scarf, and a warm coat. She also wears gloves and boots.



Buenos Aires, Argentina

Angela lives in Buenos Aires, Argentina. When it is winter in Canada, it is summer in Argentina. Angela wears a T-shirt, shorts, and sandals when it is hot and sunny.





Seoul, Korea

Kwan-su lives in Seoul, Korea. In fall, when it is cool and windy, he wears a jacket or sweater, shirt, and jeans. He wears socks and sneakers, too.



Paris, France

Pierre lives in Paris, France. In spring, when it is rainy, he wears a raincoat and boots. He carries an umbrella, too. (He loves to play in puddles!)

TRACK AS0
5

Point. Ask and answer.

What does Marie wear in winter?

She wears a coat, hat, scarf, gloves, and boots.



TRACK AS1
6

Point. Ask and answer.

In Canada, what's the weather like in winter?

It's cold and snowy.



Question formation; weather and seasons

Grammar

What **is** the weather like today?

It's hot and sunny.

What **was** the weather like yesterday?

It **was** windy. Leaves **were** everywhere!

7 Write *is* or *was* and a weather word.

Tuesday



Wednesday



Thursday



Friday



Saturday



Today

1. Wednesday it _____
2. Friday it _____
3. Today it _____
4. Thursday it _____
5. Tuesday it _____

8 Read and write.

And now let's talk about the weather. The weather was crazy the first part of the week. Sunday it was sunny. Monday it was cloudy. Tuesday it was rainy. Wednesday it was windy. And today? Well, this morning it was sunny. At 12:30, it was cloudy. And now, this afternoon, it's raining! Wear a raincoat and boots, and take an umbrella when you go outside!

1. What was the weather like on Wednesday?

2. What was the weather like this morning?

3. What is the weather like this afternoon?



**9 Ask four friends.
Tell the class.**

What do you like to wear on weekends?

I like to wear my shorts, a T-shirt, and sandals.



Name	Likes to wear ...
Sylvia	shorts sandals T-shirt
1.	
2.	
3.	
4.	

10 Make riddles. Ask and answer.

People wear coats, hats, and gloves.
What season is it?

It's winter.



The Seasons

<p style="text-align: center;">Fall</p> 	<p style="text-align: center;">Summer</p> 
<p style="text-align: center;">Spring</p> 	<p style="text-align: center;">Winter</p> 

11 Listen and write.

1. It's _____
2. It's _____
3. _____
4. _____
5. It's _____



12 Listen. Read and chant.

Favorite Seasons

Winter's my favorite season.
It's the best of all.
I play in the snow or slide on my sled.
In winter, I have a ball!



Spring is my favorite season.
It's the best of all.
I plant new flowers or play in the park.
In spring, I have a ball!



Summer's my favorite season.
It's the best of all.
I go on a picnic or swim in the lake.
In summer, I have a ball!



Fall is my favorite season.
It's the best of all.
I rake leaves or ride my bike.
In fall, I have a ball!



Unit 5

55

3. W

Questions: main idea and details; past (be) and intonation

See Sound and Spelling Handbook

p. 114

"Oh! A coat!"

"That was your grandfather's coat when he was a boy," says Palluq. "Now you are big. Now you can wear it."

Meekitjuk is very happy.

"With this warm coat," he says, "I can go out in the ice and snow!"



A New Old Coat

by Diane Pinkley



Meekitjuk, an Inuit boy, lives with his mother, Palluq.

"Winter is coming," says Meekitjuk.

"Yes. The weather is changing," says Palluq, "and here we are at our winter house."





"Mother!" says Meekitjuk. "Look!"

"What is it?" asks Palluq.

"My winter coat is too small," says Meekitjuk.

"How can I go out in the ice and snow?"

2



"It is cold and snowy for many months. You need a new coat. I can make a coat from this bag," says Palluq, "Empty the bag."

Meekitjuk isn't happy.

I don't want a coat made from an ugly old bag! he thinks.

3

Four Seasons Poster

Cut out the pictures on page 135.
Make a poster.



In summer, I wear shorts and a T-shirt. I wear a swimsuit, too. I like to swim in the lake.




Content connection: science; social studies

Be Prepared!

Look and read. Talk.

Tania is prepared.



She carries an umbrella when it's cloudy. Tania wears a raincoat and boots when it's rainy.

Maria is prepared.



She has a warm coat and hat ready for a cold and snowy day. Maria likes to wear her red gloves and a scarf when it's cold, too.

Paul is prepared.



He wears sunscreen and a hat when he's going out in the sun. Paul always has his swimsuit ready when it is hot and sunny.

What about you? How are you prepared? Talk and write.

Know It? Show It!

Take turns shopping for and selling clothes.



I need some summer clothes.



Summer Sale
Buy Summer Clothes Now!

Do you like this T-shirt?
It's \$5.00.



Make a weather chart.

Monday	
Tuesday	
Wednesday	
Thursday	
Friday	
Saturday	
Sunday	

It was sunny on Monday.



Performance assessment
See Assessment Package pp. 87-89, 96, 105, and 110-111.

Unit 5

6

Our Five Senses

TRACK 556

1

Read. Listen and sing.

Street Fair

At the street fair I can see
so many things to buy—
jewelry, clothes, toys, and pets,
and books piled up high.

At the street fair I can smell
delicious food to eat.
I can taste the popcorn
and the ice-cream cones so sweet.

*At the street fair, at the street fair—
my senses come alive.*

*At the street fair, at the street fair—
one, two, three, four, five.*

At the street fair I can hear
laughter from the crowd.
A little monkey with a drum
and sticks is playing loud.

At the street fair I can look at
things both old and new.
I love to look and touch them all,
then buy just one or two.

(Chorus)

New & Used
ClothesHandmade
JewelryBO
& COSNACK
& DRINK

POPCO

There's so
much to see
at the fair!

2 Listen. Point and say. Write.

Our bodies tell us about the world.

1. We see with our eyes.
2. We hear with our ears.
3. We smell with our nose.
4. We taste with our tongue.
5. We touch with our fingers.




3 Stick and say.



1.



2.



3.



4.



5.




4 Listen. Look and read.

Our five senses—hearing, smell, taste, touch, and sight—tell us about the world.

Hearing



We use our ears to hear. A trumpet sounds loud. Rain sounds soft. Wind chimes sound pretty. A fire truck siren sounds very loud.



Smell

We use our nose to smell. Flowers and perfume smell sweet. Soap smells fresh and clean. Paint smells strong. Food smells delicious.



Taste

We use our tongue to taste. Candy tastes sweet. A lemon tastes sour. Corn chips taste salty. Salsa tastes spicy. Most food tastes delicious, but some medicine tastes bad!



Touch



We use our fingers to touch. Glass feels smooth. A pin feels sharp. Sandpaper feels rough. A rabbit's fur feels soft. A desk feels hard. Glue feels sticky.



Sight



We use our eyes to see. The suitcase looks heavy. The dog looks sad. Flowers look beautiful. Babies look happy. Soccer players look hot and tired.



5 Point. Ask and answer.

How do the flowers smell?

They smell sweet.



6 Point. Describe.

Describe the flowers.

They look beautiful. They're colorful.



Question formation; the five senses

Grammar

How **does** the ice cream **taste**?
How **do** the wind chimes **sound**?

It **tastes** sweet.
They **sound** pretty.

7 Look and write. Use *happy, loud, salty, and sharp*.



1



2



3



4

1. How does popcorn taste? It _____
2. How does a pin feel? It _____
3. How do drums sound? They _____
4. How does the baby look? He _____

8 Read and write.


Yesterday was a wonderful day. I went to a street fair. There were so many things to see and do! There was a good band. The music was loud. The pizza was good. The hamburgers were delicious. There was a man with comic books for sale. There was a woman with a kitten for sale. It was so cute, and its fur was so soft! It was a great day.

1. How was yesterday?

2. How was the music?

3. How were the hamburgers?

4. Describe the kitten.





9 Ask five friends. Tell the class.

Why do you like pizza?

Because it tastes great!



feel look smell sound taste

Name	Why do you like ...	Because ...
Marta		it tastes great
1.		
2.		
3.		
4.		
5.		

10 Look around your classroom. Write.

1. Find something sharp. pencil
2. Find something hard. _____
3. Find something sweet. _____
4. Find something smooth. _____
5. Find something heavy. _____



Questions with *why*; *because*; verbs of sensation

11 Listen. Write the number.



12 Listen. Read and chant.

More!

Sister, Sister, give me more.
This candy tastes so sweet.
If you love me, give me more.
This candy is a treat!

Mama, Mama, give me more.
That pizza smells so good.
If you love me, give me more.
Thanks. I knew you would!

Daddy, Daddy, give me more.
My piggy bank feels so light.
If you love me, give me more.
More coins will make it right!



See
Sound and Spelling
Handbook

p. 115

Dora the Detective

by Mario Herrera



Dora likes to play detective.

What are these tracks? They look new,
thinks Dora.

Dora follows the tracks.



Copyright © by Pearson Education, Inc. All rights reserved.



Dora goes into the other room.

She sees a beautiful parrot.

"The feathers feel so soft!" she says.

"Her name is Polly," says Dora's mom.



The tracks go to Dora's house.
Dora goes inside. She sees a big, open box.
Hmmm. An empty box, thinks Dora.
What was in it?



2

Dora goes into the kitchen.
Ugh! This cracker tastes bad, thinks Dora.
Dora hears a strange noise.
That sounds strange, thinks Dora.
What was it?



3

Accordion Book

Cut out the pictures on page 137.
Make and present a book about the five senses.



This page is about things we touch. The rabbit feels soft.



Content connection: science

Share with Others

Look and read. Talk.

Did you ever see something like this? Here.

No, it looks great!



Share your new things.

Do you like it?

Yes. This tastes good!



Share your food.

Do you want to play ball with me?

Yes! Thanks.



Share your sports equipment.

What about you? When do you share? Talk and write.

Know It? Show It!



Draw six objects in six different squares. Take turns describing how an object looks, tastes, smells, feels, or sounds; and guessing the object.

B2.
It feels sticky.



Yes!
It's your turn.

	1	2	3
A			
B			
C			

Is it glue?



Take something from the grab bag. Describe how it feels, looks, sounds, tastes, or smells.



It's a yellow banana. Its skin feels smooth. It smells good and it tastes sweet.



Performance assessment
See Assessment Package pp. 87–89, 97, 106, 110–111, and 114–115.

TRACK BY

1

Read. Listen and sing.

Food, Glorious Food

*In the morning, in the afternoon,
eating food is great.*

Breakfast, lunch, or dinner—

I can hardly wait.

What do you have on your plate?

For breakfast I'll have
some toast and jam,
some milk and cereal,
some bread and ham.

At lunch time, I'm going to have
some soup,
a healthful salad,
and then some fruit.

(Chorus)

For dinner, I'll have
some fish and rice.
And for dessert,
perhaps cake would be nice.

Or maybe I'll have
onions and peas,
chicken and vegetables,
lettuce and cheese.

(Chorus)

What's your
favorite food?



Listen. Point and say.



1. There is a loaf of bread on the table.
2. There are two pieces of cheese.
3. There is a jar of pickles.
4. There is a bunch of grapes.
5. There are three cans of soda.
6. There is a bottle of oil.
7. There are four slices of tomato.
8. There is a bowl of olives.

Stick and say.




4 Listen. Look and read.

The food we enjoy comes from all over the world.

Central and South America

Delicious bananas, mangoes, and pineapples come from Central and South America. So do vegetables such as peppers, corn, potatoes, asparagus, and tomatoes. Coffee and cocoa beans come from here, too.



in the basket

Asia

We get rice, tea, spinach, black pepper, pears, peaches, peas, onions, eggplants, and carrots from Asia.



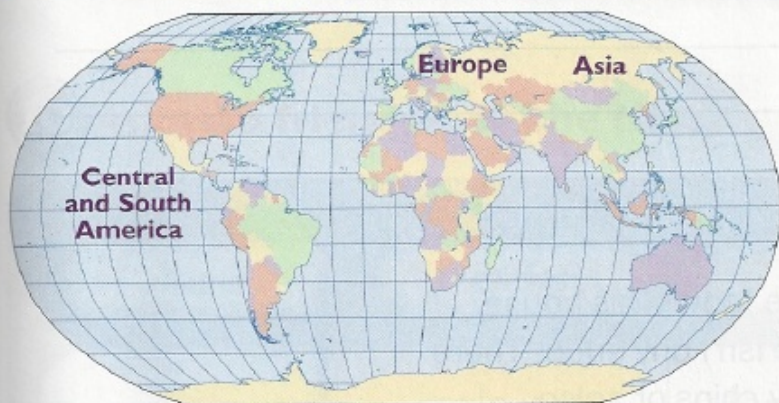
on the white table

Europe

Foods such as broccoli, celery, cherries, garlic, and olives come from this part of the world. Many countries in this part of the world raise animals and sell a lot of beef, lamb, pork, chicken, and fish.



on the brown table



When you look at your dinner tonight, think about all the different places your food comes from!

TRACK B5

5

Point. Ask and answer.

What's on the brown table?

There is a plate of fish.



TRACK B6

6

Ask and answer.

Are there any cherries on the white table?

No. There aren't any.



Question formation; information and yes/no questions; quantities

Grammar

Are there any bananas in the basket? Yes, there are two bunches of bananas.
 Are there any pears in the basket? No, there aren't any.

7 Look and write.



1. Are there any carrots? Yes, there are two bunches of carrots.
2. Are there any potatoes? _____
3. Are there any onions? _____
4. Are there any bananas? _____
5. Are there any cans of soda? _____
6. Are there any olives? _____

8 Read and write.

My friend Billy doesn't like the food in his house. There isn't any ice cream. There isn't any soda. There isn't any candy. There aren't any chips or salsa. Billy's mother doesn't want him to eat junk food. In Billy's kitchen, there are some carrots, some celery, some crackers, and some cheese. But no sweets!

1. Does Billy like the food in his house?

2. List four foods that aren't in Billy's house.

3. List four foods that are in Billy's house.



9 What's in the refrigerator? Look and write.



1. There's a jar of pickles.
2. _____
3. _____
4. _____
5. _____
6. _____

What's your favorite breakfast?



10 Ask two friends. Tell the class.

Name	Breakfast	Lunch	Dinner
Charlie	apple juice toast and jam an egg	tomato soup cheese sandwich a banana	salad fish and rice ice cream
1.			
2.			

There's/there are; quantities; food for meals

11

Listen. Write T for true and F for false.

1. _____

2. _____

3. _____

4. _____

5. _____




1



2



3



4



5

12

Listen. Read and chant.

Desserts

Pour some chocolate syrup
on top of your ice cream.

Put on a bright red cherry.

This dessert's a dream!

Take two chocolate cookies.

Put peanut butter on one.

Put the other cookie on top.

Cookie sandwiches are fun!


Ice cream, pie, and cookies.

I love a good dessert.

But never eat them all at once,
or your tummy will really hurt!




1. Put pieces of banana and apple on a plate.
2. Dip each piece of fruit in honey.
3. Roll each piece in the crushed nuts.
4. Put in a toothpick.
5. Eat and enjoy!




4

Delicious Snacks




1. Put some pieces of fruit in a bowl.
2. Put in some orange juice and sugar.
3. Stir the fruit, orange juice, and sugar.
4. Put some coconut on top.
5. Eat and enjoy!

1. Wash celery stalks and take off the leaves.
2. Cut each celery stalk into three pieces.
3. Put on some cream cheese.
4. Put raisins on top.
5. Eat and enjoy!




1. Put crackers on a plate.
2. Cut the guava paste and cheese into slices.
3. Put the pieces of cheese on the crackers.
4. Put a slice of guava paste on top.
5. Eat and enjoy!



Food Chart

Complete the chart.

The pineapple smells sweet.
It feels rough and sharp.



Food

What color?

How does it feel?

How does it smell?

How does it taste?

pineapple

brown,
yellow

rough,
sharp

sweet

sweet

Help at Home

Look and read. Talk.

Help fold laundry.



In a big family, there are lots of clothes to fold!

Help make dinner.



In a large family, you have to make lots of food!

Help put food away.



Wash the fruits and vegetables before you put them away!

How do you help at home? Talk and write.

Know It? Show It!

Draw. Ask and answer.
How many foods are the same?
How many are different?



Are there any apples in your drawing?

No, there aren't any apples.

Make a favorite foods map.



Chocolate is one of my favorite foods. It comes from Mexico. Chocolate tastes sweet.



Performance assessment
See Assessment Package pp. 87–89, 98, 107, and 110–111.

8 In Shape!



TRACK B11
1

Read. Listen and sing.

Feeling Good


I eat lots of fruit and vegetables,
but not much pie or cake.
I drink lots of water and some juice
to keep me feeling great.

Outside, I get plenty of exercise.
I skate and ride my bike.
I play some soccer with my friends,
and sometimes, I take a hike.

I make sure when I'm at home
to look and feel my best.
I take a shower, brush my teeth,
and then get lots of rest.

*'Cause I'm in shape and feeling good.
I know the rules for health.
Do like me, and you will learn
to take care of yourself!*

(Chorus)



Are you in
shape?



Listen. Point and say.

Get in shape!



Get enough sleep.
Don't stay up too late.




Eat enough good food.
Don't eat too much
junk food.



Get enough exercise.
Don't watch too much TV.

3

Stick and say.





4 Listen. Look and read.

When you are in shape, you feel good. When you are out of shape, you don't feel good. How do you feel?



Today Taro feels good.

Yesterday Taro got plenty of sleep. He didn't stay up late. He ate plenty of fresh fruit and vegetables. He drank milk, juice, and water. Taro got plenty of exercise. It was a great day.



Today Teddy doesn't feel very good.

Yesterday Teddy didn't get enough sleep. Teddy didn't get enough exercise. He was in front of the TV all day. He didn't play soccer or go for a walk in the park.

Yesterday he ate too much junk food. He ate lots of candy, cookies, and potato chips. He drank a lot of soda. He didn't eat any fruit or vegetables.



5 Point. Ask and answer.

Did Taro get enough sleep yesterday?

Yes, he did.



6 Point. Ask and answer.

What did Taro eat?

He ate good food. He ate fresh fruit and vegetables.



Question formation with *yes/no* questions and information questions; simple past

Grammar

Did	you	get enough sleep yesterday?	Yes,	I	did.	No,	I	didn't.
	he		he	he				
	she		she	she				
	they		they	they				

didn't = did not

7 Look and write.



1. Did she get enough sleep? _____
2. Did he drink enough water? _____
3. Did they get enough exercise? _____
4. Did he eat enough vegetables? _____

8 Read and write.

Yesterday Gina got plenty of sleep. She drank lots of water and juice. She ate plenty of fresh fruit and vegetables. She got lots of exercise on her bike. Her friend Tina didn't get enough sleep. She drank lots of soda. She ate too many chips and cookies. She didn't get any exercise.

1. Who's in shape? Why?

2. Who isn't in shape? Why?



**9 Ask three friends.
Tell the class.**

Did you get enough sleep yesterday?

No, I didn't.
I'm tired.



✓ = Yes, I did.

✗ = No, I didn't.

Name



Mark

✗

✗

✓

✗

1.

2.

3.

**10 How do you get enough exercise? Check the boxes.
Talk with a partner.**











Yes/no questions and short answers in simple past; simple present

Listen. Write the number.



Listen. Read and chant.

Outside

I get together with my friends
to swim or fly our kites.
Sometimes we play basketball
or have races on our bikes.
We take some fruit and water
for a picnic in the park.
We climb and run and have great fun
until it's almost dark.
I just don't understand the kids
who stay inside all day.
Who cares about TV when you
can go outside to play?



Jumping and riding help with balance.

Anita is jumping on a trampoline.

Justin is riding a horse.

They're having fun!



4

Exercise Is Fun!

How do children get enough exercise?

Climbing and dancing build strong muscles.

Boris is climbing a rock wall. Asma is practicing ballet. They're having fun!





Gymnastics and karate
increase strength.

Barbara is doing gymnastics.
David is practicing karate.
They're having fun!



2

Diving and yoga
increase control.

Kenji is practicing diving.
Flor is doing yoga.
They're having fun!



3

My Progress Chart

Choose health goals for yourself.
Make your own chart.



Did you eat more vegetables?

Yes, I did. Look. I ate green beans and carrots for lunch.



In Shape: My Progress

	Monday	Tuesday	Wednesday	Thursday	Friday
Eat more vegetables	X			X	
Eat more fruit			X		
Get more exercise					X
Get more sleep		X		X	



Content connection: health



Get Exercise!

Look and read. Talk.



Play outside.

Play tag after school. It's fun and good exercise.



Move and have fun.

Dance to music! Dancing is fun and good exercise.



Don't do it alone.

Walk your dog. It's good exercise for you and your pet!

How do you get exercise? Talk and write.

Know It? Show It!

Cut out the cards on page 139.
Talk about health rules.



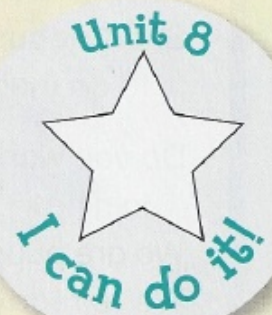

Don't stay up too late.

That's right.
Now, turn over
another card.



Talk about a physical activity you enjoy.

Volleyball is good exercise.
You run and jump and hit
the ball. It's fun!



Performance assessment
See Assessment Package pp. 87–89, 99, 108, and
110–111.

Unit 8

TRACK 021

1 Read. Listen and sing.



Puppets for Sale

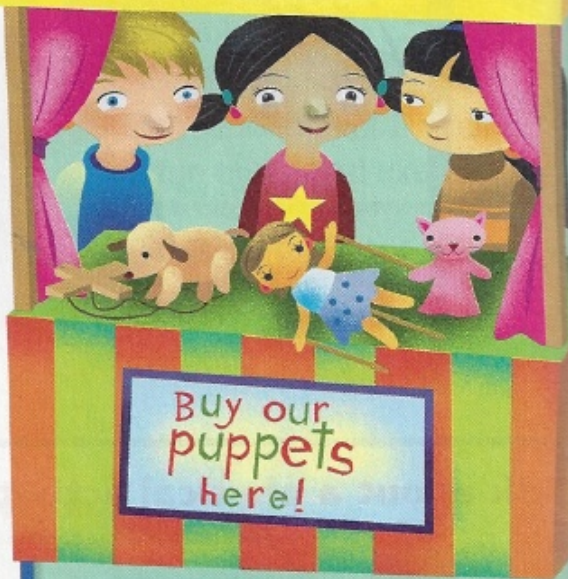
Do you want someone to play with?
Do you have an idea for a show?
I'm a puppet, and I'll be your friend.
I'm ready to play—let's go!

You can make a puppet, any size,
with paper bags, sticks, and things.
From a simple sock with a pair of eyes,
to a marionette with strings.

Some are thumb and finger puppets.
You can wear them on your hand.
Shadow puppets need a bright light
to do their shadow dance.

Do you want to tell a story
in a new, exciting way?
We are puppets, and we'll be your friends.
We're ready to go—let's play!

We make puppets!



Do you like puppets?



2 Listen. Point and say.



1. I like puppets because they're funny.
2. I like puppets because they're exciting.
3. I like puppets because they're scary.
4. I don't like puppets because they're boring.

3 Stick and say.




scary



boring



funny



exciting



4 Listen. Look and read.

**Puppets are popular all over the world.
Puppets can make us laugh or cry.
They can teach us history or tell us stories.**




Check out these posters from the International Puppet Festival!

Flim, Flam, and Flopsy

Today at 3:00 P.M.

Flim and Flam can't find the queen's cat, Flopsy. You'll laugh at the funny things they do to catch Flopsy and take her back to the queen in her castle.



Stories from History: The Middle Ages

See history come to life with
the famous

SICILIAN PUPPETS



Charlemagne 2:00 P.M.
Orlando Furioso 4:00 P.M.
TODAY

The Lady and the Beast

The beautiful Lady is brave, but is she safe from the scary Beast?



See these beautiful wood puppets from England up close after the show!
Today at 11:00 A.M. and 1:00 P.M.

Don't miss

PUNCH & JUDY

TODAY

12:00

NOON



TRACK B25

5

Point. Ask and answer.

What did you see?

I saw "Flim, Flam, and Flopsy."



TRACK B26

6

Ask and answer.

Did you like it?

Yes, I liked it a lot. The puppets were funny!



Question formation with information and yes/no questions; simple past

Unit 9

101

Grammar

What did	you he she they	see?	I He She They	saw "Flim, Flam, and Flopsy."
-----------------	--------------------------	-------------	------------------------	--------------------------------------

Did	you he she they	like it?	Yes,	I he she they	liked it a lot.	No,	I he she they	didn't like it.
------------	--------------------------	-----------------	------	------------------------	------------------------	-----	------------------------	------------------------

7 Look and write.

1. What did they see?

2. Did he like it?

3. Did she like it?



Ghost Story




8 Read and write.

And now for my review of the "Punch & Judy" puppet show. The puppets in this show were very old, traditional puppets from Italy. They were colorful. The story was very funny. I laughed a lot. I think everyone will like this show. Take the family to see "Punch & Judy". I really liked it!

1. What did she see?

2. Did she like it? Why?



Question formation with information and yes/no questions; simple past


What do you like?
Why?



9 Ask two friends. Tell the class.



puppets



cartoons



movies



sports



video games

Name	What do you like?	Why?
Adrian	puppets and cartoons video games	because they are funny because they are exciting
1.		
2.		

10 Draw things you like. Write.



I like _____

because _____



I like _____

because _____

Information questions; simple present;
why/because

Listen. Write the letter.

1. _____

2. _____

3. _____

4. _____

5. _____



a



c



d



b



e

Listen. Read and chant.

Puppet Play

When you play with puppets,
you're the puppeteer.

You decide what they will do—
run or clap or cheer.

You can make their costumes,
and decide what they will say.
Use your hand or strings to make
them move a certain way.

You can paint their faces,
and make them laugh or cry.
You can have them fight with swords
or even throw a pie!

Your puppets are your actors
to use in your own play.

With your own imagination,
you'll have fun all day!



Puppets Around the World



Marionettes

Marionettes are puppets with strings.

Puppeteers use the strings to make the puppets move their heads, arms, and legs.



1

Copyright © by Pearson Education, Inc. All rights reserved.



Water Puppets

Water puppets look like they are walking or standing on water. The puppeteers stand in the water behind a screen and use long sticks to move the puppets.

4




Shadow Puppets

Shadow puppets have light behind them and a screen in front of them. They make shadows on the screen for people to see.

2

Rod Puppets


Rod puppets don't have strings. The puppeteers use sticks of wood or metal to move the puppets' heads, arms, and legs.



3

Take Turns

Look and read. Talk.



When do you take turns? Talk and write.

Know It? Show It!

Move your marker. Listen and answer the question.



Number 1.
Did she like the
puppet show?

Yes, she did.

START



FINISH

Talk about what you like and don't like.

I like puppets
because
they're funny.



puppets	swimming
kittens	snakes
mangoes	asparagus
dancing	baseball
snowy days	rainy days



Performance assessment

See Assessment Package pp. 87–89, 100, 109, 110–111,
and 116–117.

Unit 9

109

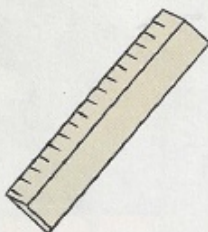
TRACK B31

1 Listen and say.

TRACK B32

2 Listen and say. Point to the picture.

1



2



3



4



TRACK B33

3 Listen. Which words have the same sound as the **u** in *ruler*? Circle the numbers.

1



2



3



4




5



4

Read. Underline the words with the same sound as the **u** in *ruler*.

In January, we usually eat cake for dessert. But in June and July, we can eat lots of delicious fruit for dessert.



5

Write words that have the same sound as the **u** in *ruler*.

The colors yellow and _____ together make green.

My uncle Bob is a _____. He plays the trumpet.

TRACK B34
1

Listen and say.

TRACK B35
2

Listen and say. Point to the picture.

1



2



3




4



TRACK B36
3

Listen. Which words have the same sound as the **o** in *dog*?
Check the boxes.



4

Read. Underline the words with the same sound as the **o** in *dog*.

I like animals a lot. I have a dog named Spot and a frog named Hoppy. And the bird on top of my head is Poppy!



5

Write words that have the same sound as the **o** in *dog*. Say.

You wear this on your foot, inside your shoe: _____

You put your toys in this: _____

You go to this person when you are sick: _____



1 Listen and say.



2 Listen and say. Point to the picture.

1



2




3



4



3 Listen. Which words have the same sound as the **w** in **worm**? Trace the shapes.



4 Read. Underline the words with the same sound as the **w** in **worm**.

On Wednesday, we wash all our windows with soap and water. After our hard work, we rest and watch TV.



5 Look at 2. Write words that have the same sound as the **w** in **worm**. Say.



1 Listen and say.



2 Listen and say. Point to the picture.

1



2



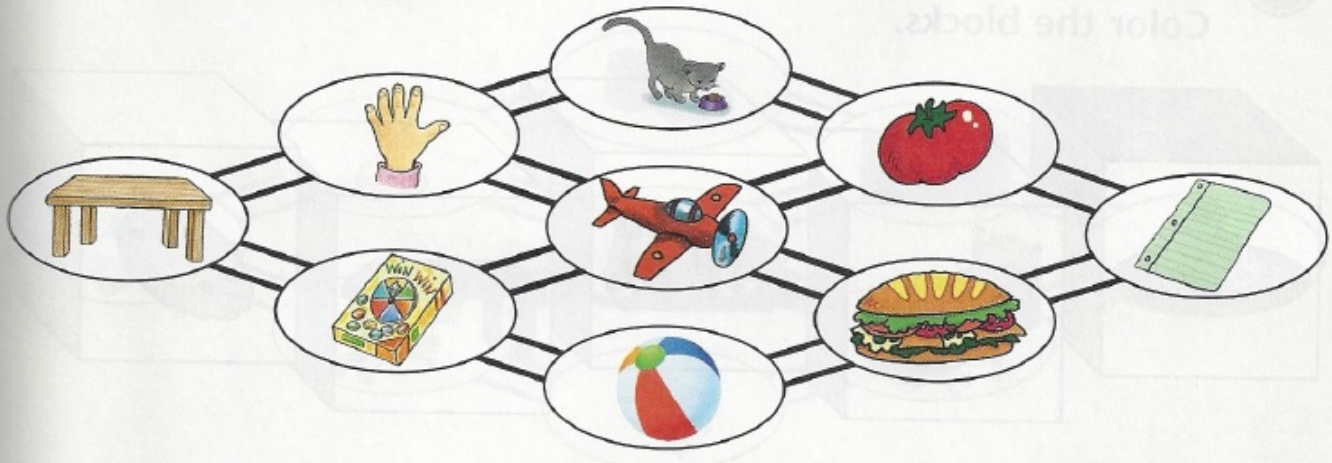
3



4




3 Listen. Which words have the same sound as the **a** in *cake*? Connect the pictures.



4

Read. Underline the words with the same sound as the **a** in *cake*.

On Saturday, we go to my aunt Kay's house. She plays games with me, reads to me, and gives me cake and milk.



5

Look at 3. Write words that have the same sound as the **a** in *cake*. Say.



1 Listen and say.



2 Listen and say. Point to the picture.

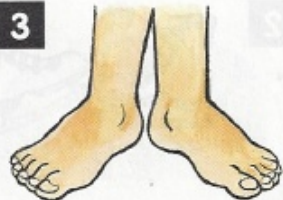
1



2



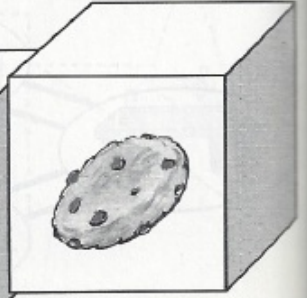




3



4




3 Listen. Which words have the same sound as the **e** in *zebra*? Color the blocks.



4

Read. Underline the words with the same sound as the **e** in *zebra*.

I like to eat green beans, meat, and potatoes for dinner. Then I eat strawberry ice cream with a cookie for dessert.



5

Write words that have the same sound as the **e** in *zebra*. Say.

These are inside your mouth: _____

This number comes after twelve: _____

For a boy, say *he*; for a girl, say: _____

TRACK B46
1

Listen and say.

TRACK B47
2

Listen and say. Point to the picture.

1



2



3

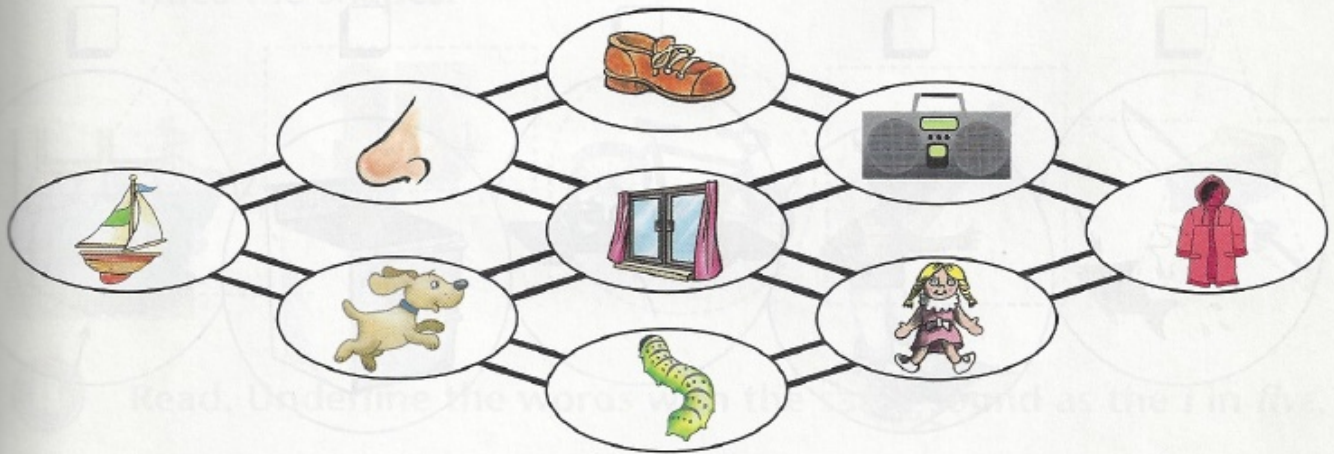


4



TRACK B48
3

Listen. Which words have the same sound as the **o** in *sofa*?
Connect the pictures.



4

Read. Underline the words with the same sound as the **o** in *sofa*.

In November, I like to play outside in the snow for a long time. But then I get one red, runny nose and ten cold toes!



5

Write words that have the same sound as the **o** in *sofa*. Say.

A pretty red flower you can give your mother is a _____.

You can mail a letter at the _____.

In our kitchen there is a new _____.



1 Listen and say.



2 Listen and say. Point to the picture.



3 Listen. Which words have the same sound as the **sh** in **shoe**? Check the boxes.

<input type="checkbox"/>	<input type="checkbox"/>	<input type="checkbox"/>	<input type="checkbox"/>	<input type="checkbox"/>



4 Read. Underline the words with the same sound as the **sh** in **shoe**.

In the morning, I take a shower, brush my teeth, and get dressed in my favorite blue shirt, shorts, and shoes.



5 Write words that have the same sound as the **sh** in **shoe**. Say.

Circles and triangles are _____.

Polar bears have claws that are _____.

1 Listen and say.

Listen and say.

2 Listen and say. Point to the picture.

Listen and say. Point to the picture.

1



2



3





4



3 Listen. Which words have the same sound as the *i* in *five*? Trace the shapes.

Listen. Which words have the same sound as the *i* in *five*? Trace the shapes.



4 Read. Underline the words with the same sound as the *i* in *five*.

Read. Underline the words with the same sound as the *i* in *five*.

We are at the park. I'm riding my bike.
My sister is playing hide-and-seek. My
brother is flying his kite.



5 Write words that have the same sound as the *i* in *five*. Say the answer.

Write words that have the same sound as the *i* in *five*. Say the answer.

$5 + 14 = ?$ _____

$20 + 70 = ?$ _____

TRACK B55
1

Listen and say.


TRACK B56
2

Listen and say. Point to the picture.


1



2



3

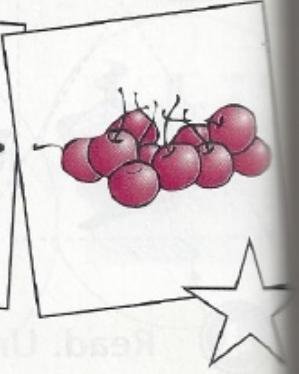
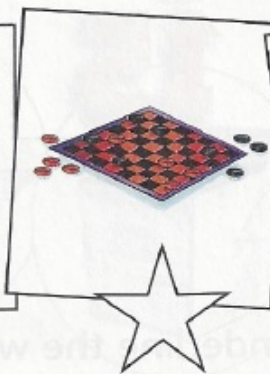




4



TRACK B57
3

Listen. Which words have the same sound as the **ch** in **chair**? Check the stars.



4

Read. Underline the words with the same sound as the **ch** in **chair**.

It's time for lunch. We have chicken sandwiches, salad, cheese pizza, and chocolate cake to eat. And juice to drink!



5

Write words that have the same sound as the **ch** in **chair**. Say.

The t_____ is writing with _____ on

the board. The _____ are w_____ her.

Number 1. What time does he do his homework?

He does his homework at 4:30.



Student A uses the information below.
Student B turns to page 120.

1. Number 1. What time does he do his homework?

3. Number 3. What do vets do?

5. Number 5. What does she sometimes do?

7. Number 7. What does she have to do?

9. Number 9. What does he do before breakfast?



Student B uses the information below. Student A turns to page 119.

2. Number 2. What does she do after school?

4. Number 4. What time is it?

6. Number 6. What does your mother do?

8. Number 8. What does he always do?

10. Number 10. What do dentists do?



Student A uses the information below. Student B turns to page 122.

1. Number 1. Where do penguins live?

3. Number 3. What does she wear in the spring?

5. Number 5. What's the weather like in summer?

7. Number 7. How does the music sound?

9. Number 9. Pick one thing. Describe it.

2



4



6



8



10



Student B uses the information below. Student A turns to page 121.


2. Number 2. What can a camel do?

4. Number 4. What does he wear in the summer?

6. Number 6. What was the weather like yesterday?

8. Number 8. How do the children look?

10. Number 10. Pick one thing. Describe it.



Student A uses the information below. Student B turns to page 124.

1. Number 1. What's in the bowl?

3. Number 3. Did they get enough exercise?

5. Number 5. Are there any vegetables on the table?

7. Number 7. What did you see?

9. Number 9. What do you like? Why?



Student B uses the information below. Student A uses page 123.

2. Number 2. Is there any milk in the refrigerator?

4. Number 4. Did he get enough sleep last night?

6. Number 6. Did they eat enough vegetables for lunch?

8. Number 8. Did she like the movie? Why or why not?

10. Number 10. Are there any grapes?

1



3



5



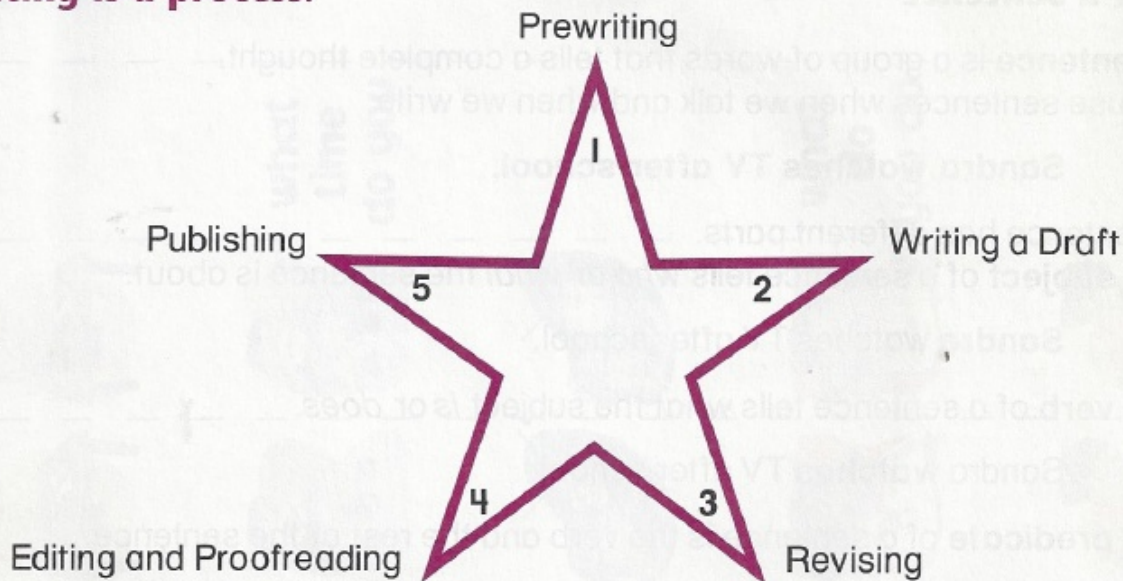
7



9



Writing is a process.



1. Prewriting

- Choose a topic.
- Collect information.
- Decide one main point to write about for your topic.

2. Writing a Draft

- Write all of your ideas on paper.
- Don't stop to check spelling or punctuation yet.

3. Revising

- Read your draft to yourself.
- Read your draft to a partner.
- Make changes to make your writing better.

4. Editing and Proofreading

- Make sure your writing makes sense.
- Check spelling, capitalization, and punctuation.
- Write a new, clean copy.

5. Publishing

- Share your writing with your teacher, classmates, and family.
- Post your writing on the classroom bulletin board or wall.
- Collect your best writing in a writing portfolio.

Parts of a Sentence

- ✓ A **sentence** is a group of words that tells a complete thought. We use sentences when we talk and when we write.

Sandra watches TV after school.

- ✓ A sentence has different parts. The **subject** of a sentence tells *who* or *what* the sentence is about.

Sandra watches TV after school.

- ✓ The **verb** of a sentence tells what the subject *is* or *does*.

Sandra **watches** TV after school.

- ✓ The **predicate** of a sentence is the verb and the rest of the sentence.

Sandra **watches TV after school.**

Simple Sentences

- ✓ A simple sentence has a subject and a verb.

David runs.

- ✓ A simple sentence can have a **compound subject**, two subjects + *and* or *or*.

David and Carlos run in the park.

- ✓ A simple sentence can have a **compound predicate**, two verbs + *and* or *or*.

David **runs and swims** in the park.

- ✓ The **subject** and **verb** of a sentence must agree with one another.

singular subject + singular verb: **Sandra watches** TV after school.

plural subject + plural verb: **David and Carlos run** in the park.

Kinds of Sentences

Declarative sentences make a statement:

I have a new puppy.

Interrogative sentences ask a question:

Do you have a pet?




























































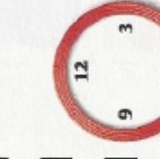
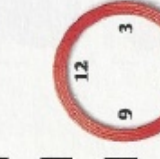






































Imperative sentences give an order:

Put the collar on the puppy.

Exclamatory sentences show strong emotion:

Oh, no! He's running into the street!

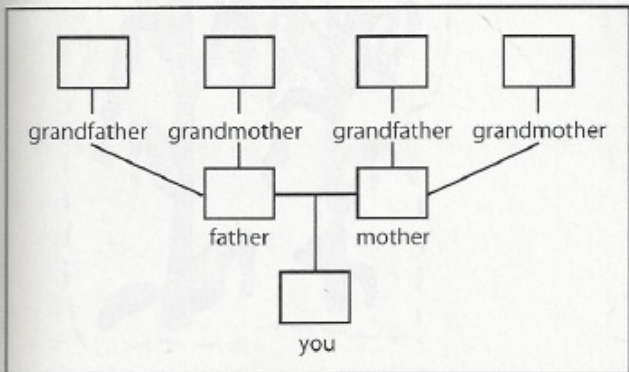
Unit
1

 	 	 	 	 	 	 	 	 
<p>what time do you</p>	 	 	 	 	 	 	 	 
 	 	 	 	 	 	 	 	 
<p>what do you do</p>	 	 	 	 	 	 	 	 
 	 	 	 	 	 	 	 	 
 	 	 	 	 	 	 	 	 

before
school

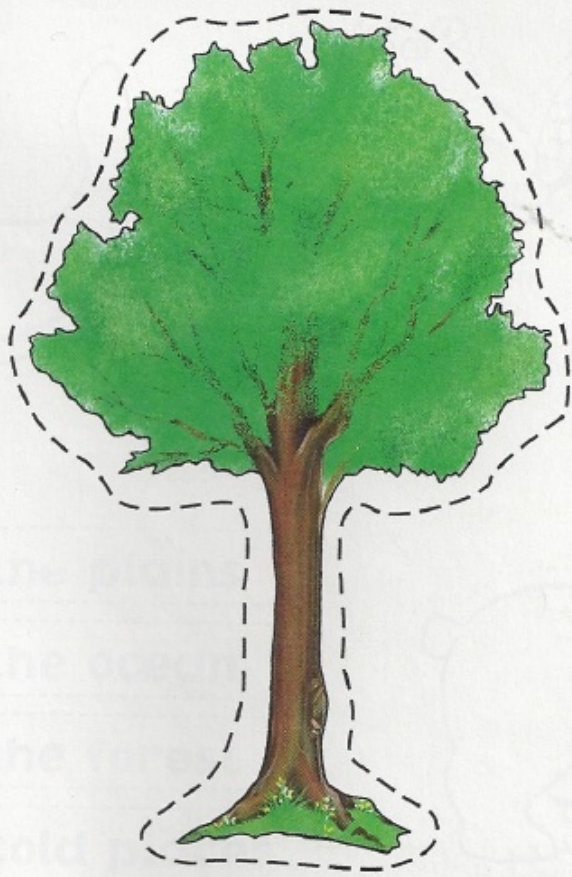
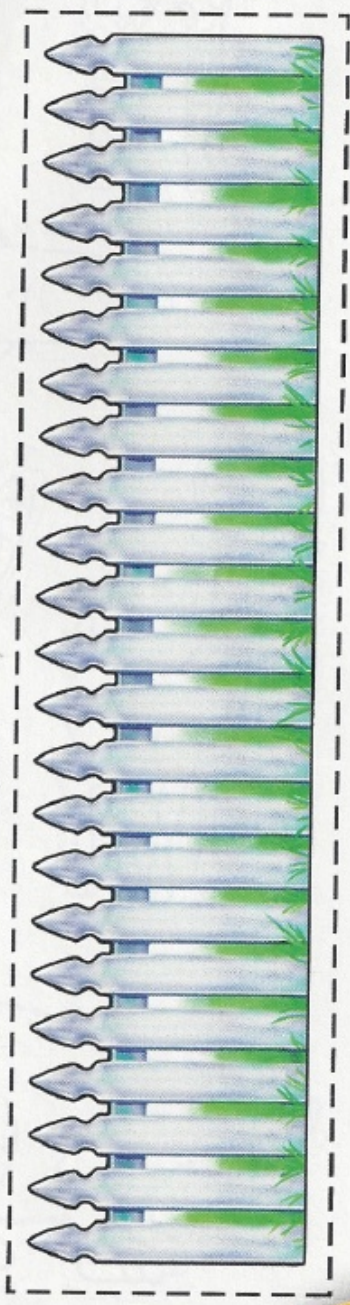

after
school




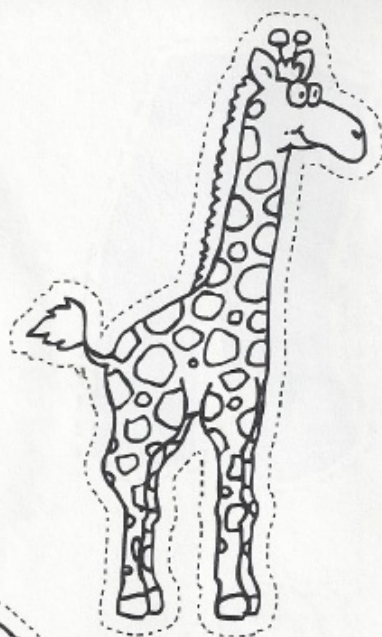

Unit
2





Unit
3





Animals from the plains


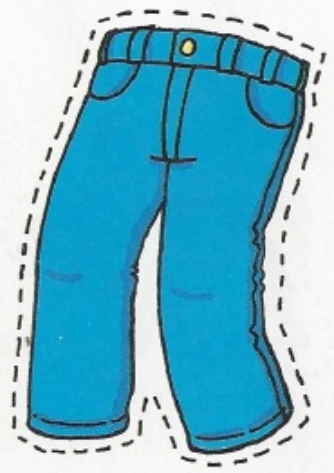

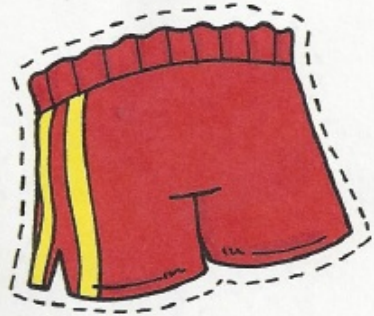
Animals from the ocean

Animals from the forest


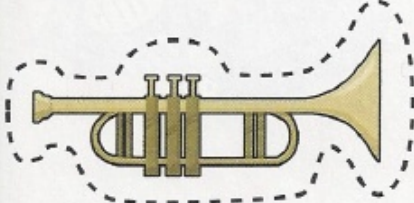


Animals from cold places



Unit
5



Unit
6





Unit
9

